

VENTURA COUNTY WATERWORKS DISTRICTS



COUNTY OF VENTURA
PUBLIC WORKS AGENCY
JEFF PRATT
Agency Director

Representing: Ventura County Waterworks District Nos. 1, 16, 17, 19, and 38

Water & Sanitation Department

Joseph Pope
Director

June 25, 2019

NOTICE OF A SPECIAL MEETING OF THE VENTURA COUNTY WATERWORKS DISTRICT NO. 19 CITIZENS' ADVISORY COMMITTEE

Eric Keller
Operations and
Maintenance

Susan Pan
Planning, Design,
Construction, and
Development

NOTICE IS HEREBY GIVEN that a meeting of the Ventura County Waterworks District No. 19 Citizens' Advisory Committee will be held **Monday, July 1, 2019, from 3:30 p.m.** to adjournment at the Waterworks District's Moorpark Office, 6767 Spring Road, Moorpark, California.

Jean Fontayne
Customer Service,
Billing, and
Administration

Advisory Committee Members: Please contact the District Office by telephone at (805-378-3005), or by email at wspc@ventura.org, no later than June 28, 2019, if you are unable to attend.

Sincerely,

A handwritten signature in blue ink that reads "J. C. Pope".

Joseph Pope, Director
Water and Sanitation Department

AGENDA OF SPECIAL MEETING

1. CALL TO ORDER
2. APPROVAL OF THE MINUTES OF THE FEBRUARY 21, 2019, MEETING.
3. PUBLIC COMMENTS

Members of the public may address the Citizens' Advisory Committee on items of interest to the public that are within the subject matter jurisdiction of the Committee but do not appear on the agenda.

With respect to agenda items, the public will be given an opportunity to address the Committee when the item is reached in the meeting.

4. DISTRICT STAFF REPORT



- A. CAPITAL PROJECTS – The Capital Project Status Report provides regular reporting on the status of active capital projects within the District.
 - B. WATER QUALITY REPORT – A report regarding water quality complaints, if any, received by the District since the previous CAC meeting and how these complaints were resolved.
 - C. WATER SUPPLY CONDITIONS – An update on water supply conditions within the District, Southern California, and throughout the State.
 - D. FOX CANYON GROUNDWATER MANAGEMENT AGENCY (GMA) /LAS POSAS USERS GROUP (LPUG) UPDATE – An update on decisions and/or rulings by GMA and LPUG which may impact the District.
 - E. CALLEGUAS MUNICIPAL WATER DISTRICT / METROPOLITAN WATER DISTRICT OF SOUTHERN CALIFORNIA UPDATE – An update on decisions and rulings by these agencies which may impact the District.
 - F. AVENUES OF PUBLIC OUTREACH – An update on how the District is reaching out to its customers concerning water conservation.
 - G. ADMINISTRATIVE UPDATE – An update on issues related to administration of the District including billing, charges, fees, programs, etc.
 - H. BOARD LETTER TRACKER: AN UPDATE ON VENTURA COUNTY BOARD OF SUPERVISORS AGENDA ITEMS RELATED TO THE DISTRICT – A status report on what items the District may be presenting, or has recently presented, before the Ventura County Board of Supervisors.
 - I. UPDATE ON THE AGRICULTURAL FOCUS GROUP – Staff holds bimonthly Agricultural Focus Meetings for customers of Districts 1 (Moorpark) and 19 (Somis).
 - J. DIRECTOR'S INFORMATIONAL ITEMS – Provides the opportunity for the Director to present items that are not within the subject matter of the District's Staff Report.
5. COMMITTEE MEMBERS' COMMENTS/FUTURE AGENDA ITEMS
6. ADJOURNMENT

IN COMPLIANCE WITH THE AMERICANS WITH DISABILITIES ACT, IF YOU NEED SPECIAL ASSISTANCE TO PARTICIPATE IN THIS MEETING, PLEASE CONTACT COURTNEY FULLER AT (805) 378-3005. REASONABLE ADVANCE NOTIFICATION OF THE NEED FOR ACCOMMODATION PRIOR TO THE MEETING (48 HOURS ADVANCE NOTICE IS PREFERABLE) WILL ENABLE US TO MAKE REASONABLE ARRANGEMENTS TO ENSURE ACCESSIBILITY TO THIS MEETING.



Draft

**CITIZENS' ADVISORY COMMITTEE
VENTURA COUNTY WATERWORKS DISTRICT NO. 19
MINUTES OF THE FEBRUARY 21, 2019 MEETING**

COMMITTEE MEMBERS IN ATTENDANCE: Diana Enos (arrived after approval of minutes), Dave Hutter, Lynette Buchanan-Roth, and Kirby Thomas

COMMITTEE MEMBERS ABSENT: Colleen Robertson

COMMITTEE MEMBER VACANCY: None

STAFF: Michaela Brown, Director; Susan Pan, Administration Manager, Jean Fontayne; and Leanne Juarez, Office Assistant III / Extra Help

GUESTS: Daryl Smith, Terry Wall, Bill Miller, Walt Brand, Wolfgang Hoeck, and Dana Tibbitts

* * *

1. CALL TO ORDER

The meeting was called to order at 3:32 p.m.

2. APPROVAL OF THE MINUTES OF THE DECEMBER 19, 2018, REGULAR MEETING

A motion was made by Mr. Hutter and second by Mr. Thomas to approve the minutes of the December 19, 2018, meeting as submitted by Staff.

Vote: Yeas – 3; Nays – 0, Absence 2, Abstained – 0. The motion carried.

3. PUBLIC COMMENTS

No Public comments addressed.

4. DISTRICT STAFF REPORT (INFORMATIONAL ITEMS)

A. STAFF INTRODUCTIONS

Ms. Brown announced that Courtney Fuller has left the county position of Management Assistant and Leanne Juarez is currently filling in and acting as Management Assistant for the Water and Sanitation Department. The Department is looking to hire a new Management Assistant soon.

B. CAPITAL PROJECTS REPORT

Ms. Pan distributed a PowerPoint presentation of the Capital Improvement Program.

Ms. Brown began discussion of the Update of the Infrastructure Improvement Program, announcing the Program Scope.

Ms. Brown continued with the discussion with the Program Implementation, as to date:

- The completed upgrade of Sand Canyon Booster Pump Station in 2015.
- Completed Approx. 10,000 LF of pipelines replacement within County right-of-way along Hwy 118 in 2015.
- Well No. 2 iron and manganese treatment - Active
- Replacement of 538 Pressure Zone Reservoir and Transmission Line
- Approx. 20,000 LF Pipelines replacement within Caltrans right-of way

Well No. 2 Iron and Manganese Treatment Facility

- Mr. Thomas questioned the status of the Extension from the last meeting. Ms. Brown answered and confirmed the Secondary Waiver extension through December 31, 2019, pending continued progress on this project.
- Project design is 100% complete.

Ms. Brown continues to explain the funding for the remaining line of credit with the USDA loan, however, when the project went up for bid on the construction side, they didn't want to approve our procurement methodology, they wanted us to buy the actual filtration equipment separately and do the installation as a separate contract. Ms. Brown concluded that in addition, the engineering services division that does these services most often, felt that there is a great deal of risk for the County to follow the contractors request.

Ms. Buchanan-Roth inquired of the burden of responsibility purchasing the equipment. Ms. Brown explained the process and reasons for having the purchasing and installing the equipment, as opposed to doing the project in a turn key fashion. Due to the disagreement between USDA Engineering vs. the Board Approved Processes, the decision was made to pursue other financing methods.

Ms. Brown continues the discussion with the County Executive Office and they have capability for short term loans and different types of bonding capability, competitive rates because they have AAA rating. In making this a priority, progress is being made toward a Financing Master Plan. Documentation is being prepared to present to the Financial Planning Committee before the Board of Supervisors and then taking this to the Board to use the tax exempt commercial paper law.

Mr. Hutter asks if there is knowledge of the interest rates being comparable. Ms. Brown answered, we do not have that information as of now, but believe that they will be comparable.

Ms. Brown moved to the next PowerPoint presentation regarding the CEQA (Environmental planning and initial design phase) design. To be completed by the middle of 2020 and construction completion by middle of 2022. The upfront planning and design funding will come out of cash reserves and then going to the county for the tax-exempt commercial paper loan.

Ms. Brown discusses third active project located in HWY 118 and HWY 34. The Pipeline Replacement in Caltrans ROW. Expected to be complete by 2021. Next year's rate increases will have an impact.

Ms. Buchanan-Roth expressed her concern on using (water charges) user funds. Ms. Brown explained the source of revenue. Capital growth vs. Capital Investment for replacement.

Bill Miller asked awarded what it cost to put the pipeline in.
Susan will provide information.

B. WATER QUALITY REPORT

One water pressure complaint – 02/05/2019 – Greentree Drive

C. WATER SUPPLY CONDITIONS

Ms. Brown announced that as of February 19, 2019 – Drought officially over

D. FOX CANYON GROUNDWATER MANAGEMENT AGENCY (GMA) / LAS POSAS USERS GROUP (LPUG) UPDATE

Ms. Brown stated no new updates

- Next meeting is 2/27/2019

F. CALLEGUAS MUNICIPAL WATER DISTRICT (CALLEGUAS)/
METROPOLITAN WATER DISTRICT OF SOUTHERN CALIFORNIA
(METROPOLITAN) UPDATE

Ms. Brown stated no new updates – Governor Newsom will support the single tunnel rather than the twin tunnel.

G. AVENUES OF PUBLIC OUTREACH

Ms. Brown explained that a letter was generated to the State Water Resources Control Board Re: AB 401 Dodd: Low-Income Water Rate Assistance Program. Expressed concerns re: Funding and meet Prop 218 requirements. More to follow.

- Will speak on Water shut-off process next meeting on 04/18/2019.

H. ADMINISTRATIVE UPDATE

Ms. Brown stated no new updates

I. BOARD LETTER TRACKER: AN UPDATE ON VENTURA COUNTY
BOARD OF SUPERVISORS AGENDA ITEMS RELATED TO THE
DISTRICT

Ms. Brown stated no new updates

J. UPDATED ON THE AGRICULTURAL FOCUS GROUP

Tentatively, setting up a meeting towards the end of March 2019.

- Ms. Buchanan-Roth shared information she received in an email re: UC Extension regarding a CDFA Program / Individual Grants for Water & Soil Conservation. Ms. Brown mentioned Lynette sending the information and W&S will send an email to all our Agricultural Customers. Closing date for Grant is 03/06/2019.

K. DIRECTOR'S INFORMATIONAL ITEMS

- No rate increases until further financial planning/development
- Adjudication Update: The action in this case is about "The Pumping Allocation" for Districts 1 & 19.
- Discovery requests for proof MNI Pumpers, we don't have senior water rights. Prescriptive rights 80% water sales are Ag ... what our rights are, took over mid to late '70's.
- Ms. Brown announced her retirement as of the end of May 2019. HR has already closed the position, so the new Director will start in the middle of May 2019.

L. BUDGET AND RATE SETTING PROCESS

6. COMMITTEE MEMBERS' COMMENTS/FUTURE AGENDA ITEMS

Ms. Buchanan-Roth requested that Eric Keller attend the next CAC 19 Meeting.
Question #1:

- What happened to Well 2, they didn't get full pumping allocation, cost about \$150K.

Question #2:

- The water delivery vs. the water purchased – Loss of about \$216K.

Ms. Brown responded that she will have either Eric Keller or Dave Hazen attend and be prepared to respond to Ms. Buchanan-Roth's questions.

7. ADJOURNMENT - The meeting adjourned at **4:26 p.m.**



Citizens' Advisory Committee Meeting

Waterworks District No. 19

Special Meeting, July 1, 2019

VENTURA COUNTY WATERWORKS DISTRICTS

Representing: Ventura County Waterworks District Nos. 1, 16, 17, 19, and 38



COUNTY OF VENTURA
PUBLIC WORKS AGENCY
JEFF PRATT
Agency Director

Water & Sanitation Department

Joseph Pope
Director

Eric Keller
Operations and
Maintenance

Susan Pan
Planning, Design,
Construction, and
Development

Jean Fontayne
Customer Service,
Billing, and
Administration

June 25, 2019

NOTICE OF A SPECIAL MEETING OF THE VENTURA COUNTY WATERWORKS DISTRICT NO. 19 CITIZENS' ADVISORY COMMITTEE

NOTICE IS HEREBY GIVEN that a meeting of the Ventura County Waterworks District No. 19 Citizens' Advisory Committee will be held **Monday, July 1, 2019, from 3:30 p.m.** to adjournment at the Waterworks District's Moorpark Office, 6767 Spring Road, Moorpark, California.

Advisory Committee Members: Please contact the District Office by telephone at (805-378-3005), or by email at wspc@ventura.org, no later than June 28, 2019, if you are unable to attend.

Sincerely,

Joseph Pope, Director
Water and Sanitation Department

AGENDA OF SPECIAL MEETING

1. CALL TO ORDER
2. APPROVAL OF THE MINUTES OF THE FEBRUARY 21, 2019, MEETING.
3. PUBLIC COMMENTS

Members of the public may address the Citizens' Advisory Committee on items of interest to the public that are within the subject matter jurisdiction of the Committee but do not appear on the agenda.

With respect to agenda items, the public will be given an opportunity to address the Committee when the item is reached in the meeting.

4. DISTRICT STAFF REPORT

6767 Spring Road • P.O. Box 250 • Moorpark, California 93021-0250
(805) 378-3000 • FAX (805) 529-7542 • <http://publicworks.countyofventura.org>



Agenda for the July 1, 2019, Ventura County Waterworks District No. 19
Citizens' Advisory Committee Special Meeting
June 25, 2019
Page 2 of 2

- A. CAPITAL PROJECTS – The Capital Project Status Report provides regular reporting on the status of active capital projects within the District.
 - B. WATER QUALITY REPORT – A report regarding water quality complaints, if any, received by the District since the previous CAC meeting and how these complaints were resolved.
 - C. WATER SUPPLY CONDITIONS – An update on water supply conditions within the District, Southern California, and throughout the State.
 - D. FOX CANYON GROUNDWATER MANAGEMENT AGENCY (GMA) /LAS POSAS USERS GROUP (LPUG) UPDATE – An update on decisions and/or rulings by GMA and LPUG which may impact the District.
 - E. CALLEGUAS MUNICIPAL WATER DISTRICT / METROPOLITAN WATER DISTRICT OF SOUTHERN CALIFORNIA UPDATE – An update on decisions and rulings by these agencies which may impact the District.
 - F. AVENUES OF PUBLIC OUTREACH – An update on how the District is reaching out to its customers concerning water conservation.
 - G. ADMINISTRATIVE UPDATE – An update on issues related to administration of the District including billing, charges, fees, programs, etc.
 - H. BOARD LETTER TRACKER: AN UPDATE ON VENTURA COUNTY BOARD OF SUPERVISORS AGENDA ITEMS RELATED TO THE DISTRICT – A status report on what items the District may be presenting, or has recently presented, before the Ventura County Board of Supervisors.
 - I. UPDATE ON THE AGRICULTURAL FOCUS GROUP – Staff holds bimonthly Agricultural Focus Meetings for customers of Districts 1 (Moorpark) and 19 (Somis).
 - J. DIRECTOR'S INFORMATIONAL ITEMS – Provides the opportunity for the Director to present items that are not within the subject matter of the District's Staff Report.
5. COMMITTEE MEMBERS' COMMENTS/FUTURE AGENDA ITEMS
 6. ADJOURNMENT

IN COMPLIANCE WITH THE AMERICANS WITH DISABILITIES ACT, IF YOU NEED SPECIAL ASSISTANCE TO PARTICIPATE IN THIS MEETING, PLEASE CONTACT COURTNEY FULLER AT (805) 378-3005. REASONABLE ADVANCE NOTIFICATION OF THE NEED FOR ACCOMMODATION PRIOR TO THE MEETING (48 HOURS ADVANCE NOTICE IS PREFERABLE) WILL ENABLE US TO MAKE REASONABLE ARRANGEMENTS TO ENSURE ACCESSIBILITY TO THIS MEETING.

6767 Spring Road • P.O. Box 250 • Moorpark, California 93021-0250
(805) 378-3005 • FAX (805) 529-7542 • <http://publicworks.countyofventura.org>



1. CALL TO ORDER
2. APPROVAL OF THE FEBRUARY 21,
2019 MEETING MINUTES

Vote: Yeas / Nays / Absence / Abstained

3. PUBLIC COMMENTS

Members of the public may address the Citizens' Advisory Committee on items of interest to the public that are within the subject matter jurisdiction of the Committee but do not appear on the agenda.

With respect to agenda items, the public will be given an opportunity to address the Committee when the item is reached in the meeting.

4. DISTRICT STAFF REPORT

NEW HIRES

Joseph Pope

- Has a wide array of worldwide Public Works leadership experience after serving in the US Navy for the past 22 years.
- Most recent assignment with the Navy was as the Public Works Director for Naval Base Ventura County (NBVC).
- Has a bachelor's degree from Humboldt State University in Environmental Resources Engineering and a Master of Science in Civil and Environmental Engineering from UCLA.
- Is a licensed professional Civil Engineer in the State of California.

Caytlyn Caylor – Office Assistant III

- Worked 8 years in the hospitality field at the Marriott Ventura Beach.
- Background of managing complex events and customer service.

A. CAPITAL PROJECTS

The Capital Project Status Report provides regular reporting on the status of active capital projects within the District.

CAPITAL PROJECTS REPORT

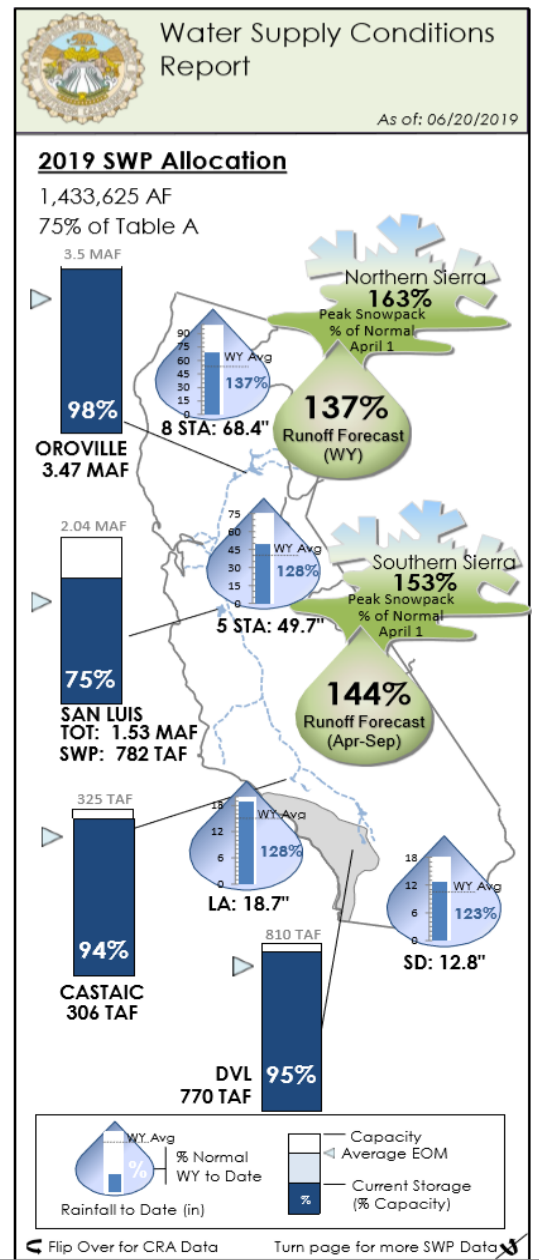
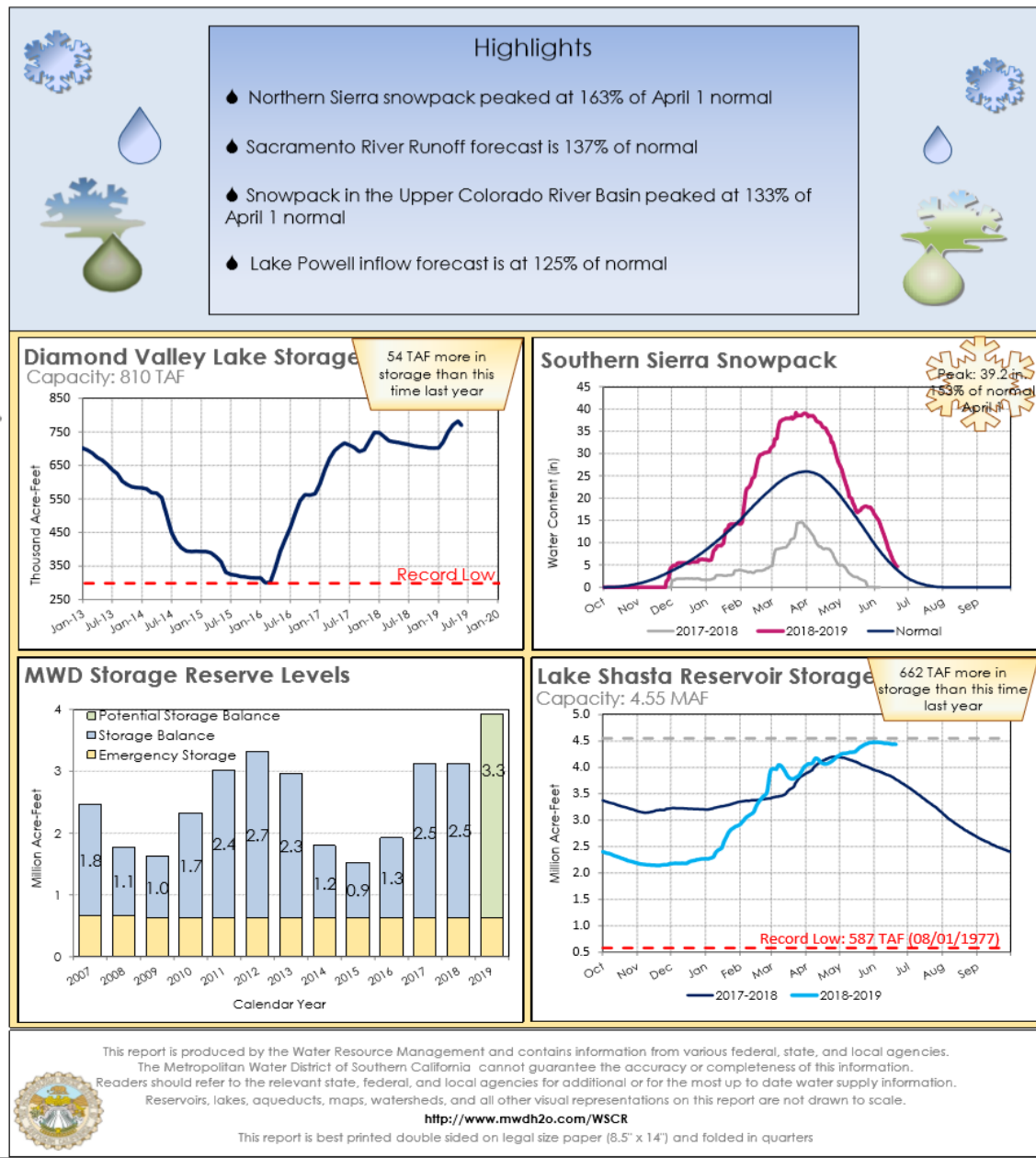
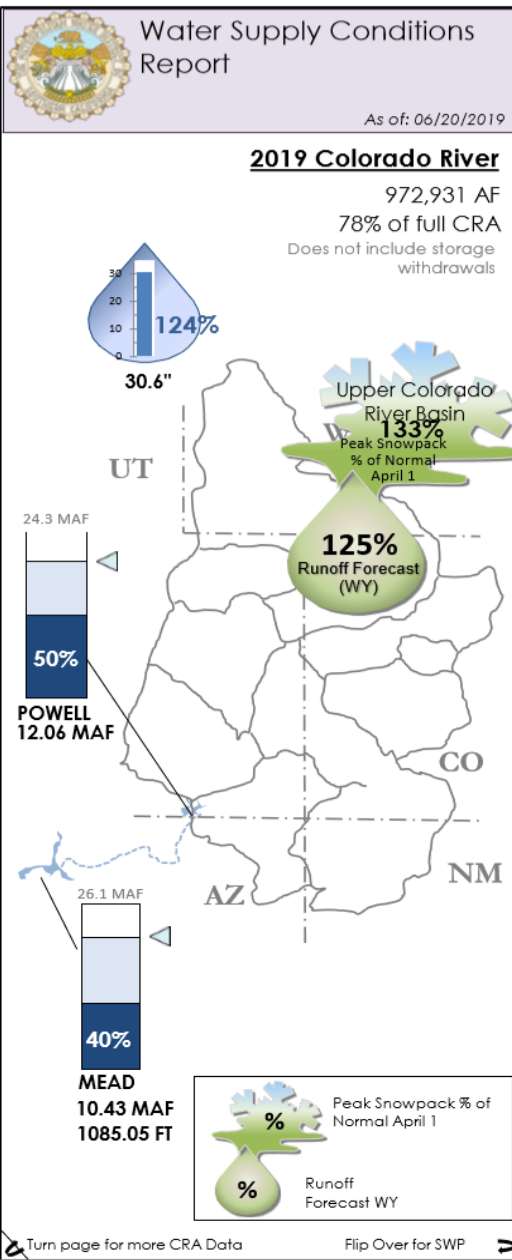
Active Capital Projects	Project Mgr.	Scheduled or Actual Dates				% Compl.	Remarks
	Design Eng. Contractor	Plan Approval	Contract Award	Constr. Start	Constr. Compl	Design / Constr.	
District No. 19 Well No. 2 Iron and Manganese facility WS239898	<u>S. Pan / M. Segui</u> MBI; Padre & Assoc.; Oakridge	06/19	09/19	10/19	10/20	99/0	<ul style="list-style-type: none"> •7/2019- Advertising project. •6/2019- Obtained State budget appropriation to fund project. Finalizing project plans and specs. package for approval. Obtaining temporary construction easement from adjacent property owners. •3/2019- Prepared and submitted memo and supporting documents to the Financial Planning Committee, scheduled FPC meeting for borrowing from COV Revolving Credit Agreement fund. •1/2019- Met with CEO Analyst for borrowing from COV General Fund Loan, preparing the supporting documents for the Finance Committee and BOS meetings
District No. 19 538 Pressure Zone 1.0 MG Reservoir & 1,100 LF 12-inch Transmission Line Replacement WS239906 & WS239907	<u>S. Pan / ESD</u>	3/21	6/21	7/21	6/22	0/0	<ul style="list-style-type: none"> •6/2019- Surveyed existing ROW and staked existing pipeline across Arroyo Las Posas; KJ consultant performing preliminary engineering design. •3/2019- KJ Consultant contract for CEQA and 30% design services approved by PWA Director, issued Notice to Proceed to KJ. •1/2019- KJ Consultant contract for CEQA and 30% design services for PWA Director approval 1/2019
District No. 19 Pipe Replacement @ CalTrans R/W WS239904	<u>S. Pan</u> Padre & Assoc.; AECOM	07/20	10/20	11/20	10/21	90/0	<ul style="list-style-type: none"> •6/2019 - Investigating County financing options: revolving Credit Agreement. •1/2015 - Project is on hold pending District 19 financial planning. •3/2014 - AECOM submitted 95% plans to all review Agencies including Cal Trans, Calleguas MWD, VCWPD, and WWD#19

B. WATER QUALITY REPORT

A report regarding water quality complaints, if any, received by the District since the previous CAC meeting and how these complaints were resolved.

C. WATER SUPPLY CONDITIONS

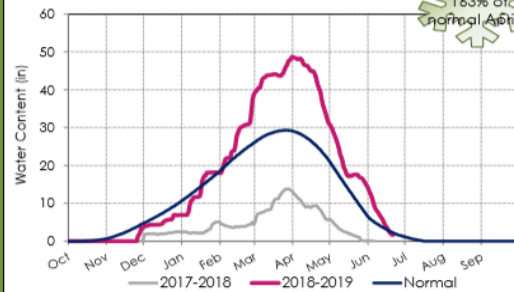
An update on water supply conditions within the District, Southern California, and throughout the State.



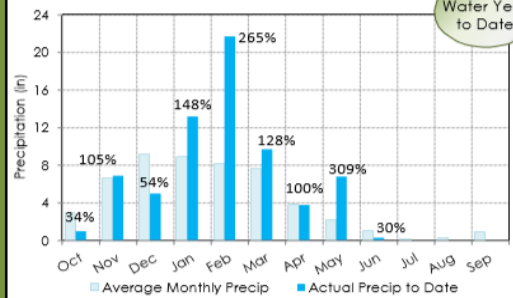
As of: 06/20/2019

State Water Project Resources

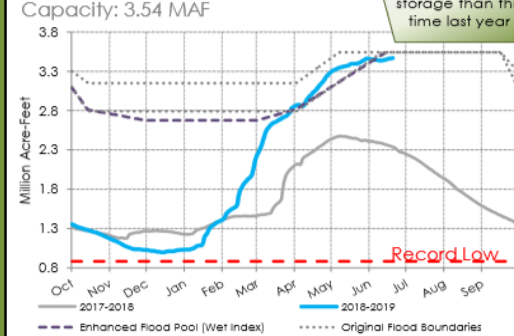
Northern Sierra Snowpack



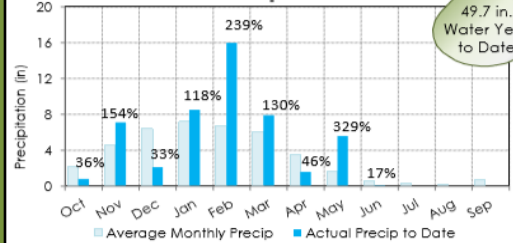
8 Station Index Precip



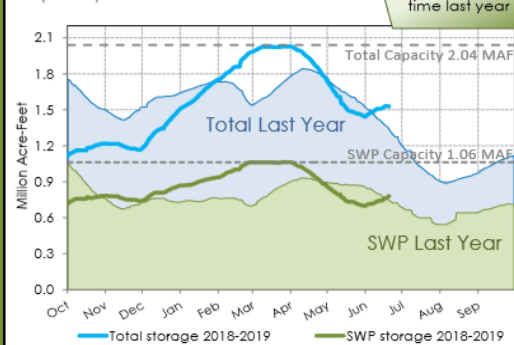
Oroville Reservoir Storage



5 Station Index Precip



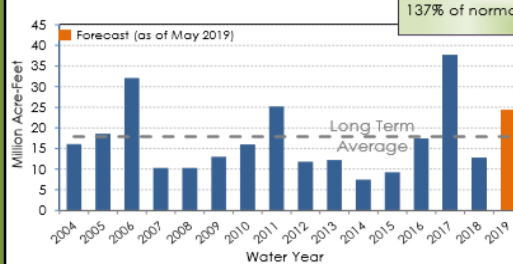
San Luis Reservoir Storage



Other SWP Contract Supplies for 2019 (AF)

Article 21	65,000
Carryover	93,000

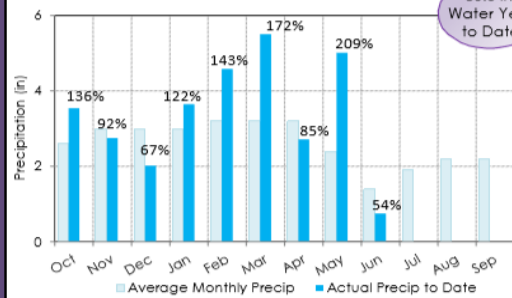
Sacramento River Runoff



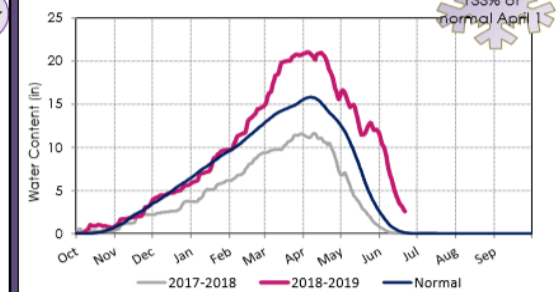
Colorado River Resources

As of: 06/20/2019

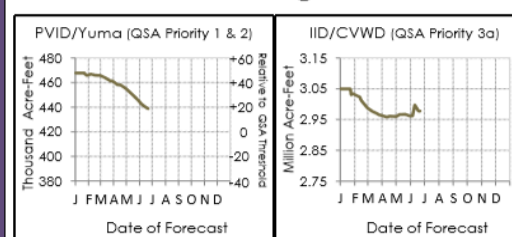
Upper Colorado Basin Precip



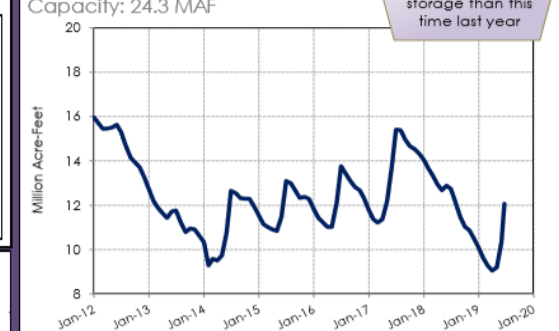
Upper Colorado Basin Snowpack



2018 Colorado River Ag Use



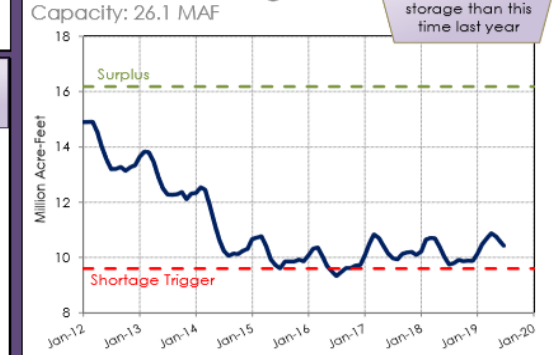
Lake Powell Storage



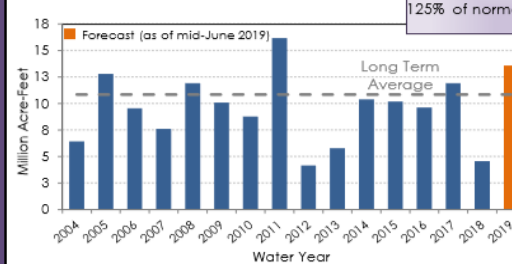
Lake Mead Shortage/Surplus Outlook

Table Pending

Lake Mead Storage



Powell Unregulated Inflow

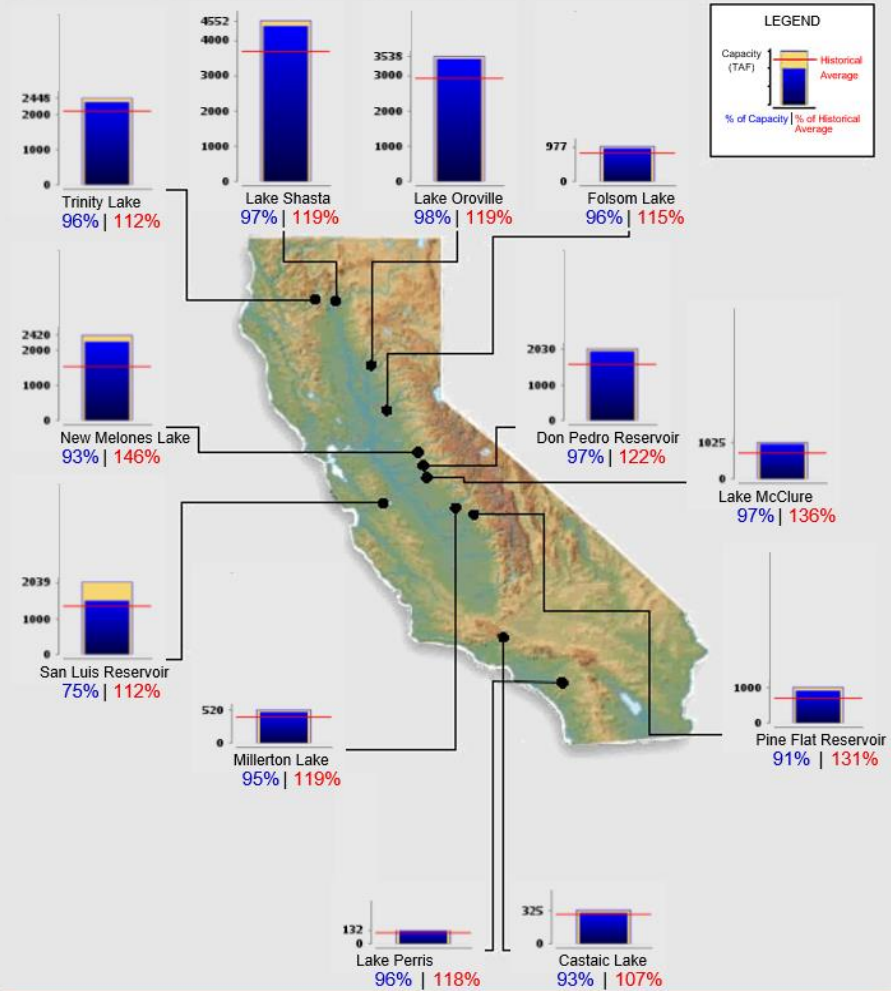




Reservoir Conditions

Ending At Midnight - June 24, 2019

CURRENT RESERVOIR CONDITIONS



Graph Updated 06/25/2019 10:18 AM

D. FOX CANYON GROUNDWATER MANAGEMENT AGENCY (GMA) / LAS POSAS USERS GROUP (LPUG) UPDATE

An update on decisions and/or rulings by GMA and LPUG which may impact the District.

DISTRICT 1 & 19 ADJUDICATION FAQs

GROUNDWATER BASIN ADJUDICATION INFORMATION

Information for Ventura County Waterworks Districts (District) Nos. 1 (Moorpark) & 19 (Somis) property owners who received a Notice of Commencement of Groundwater Basin Adjudication from JND Legal Administration regarding the Las Posas Valley Water Rights Coalition case

Q: What is the Groundwater Basin Adjudication?

A: In 2018, a few agricultural landowners ("Plaintiffs") that overlie the Las Posas Groundwater Basin ("Basin"), a groundwater basin that underlies an area between roughly Somis and Moorpark, filed a comprehensive groundwater adjudication lawsuit to determine the rights of all persons to extract groundwater from this Basin. The lawsuit seeks a court adjudication of groundwater rights against all persons or entities that either (a) extract, or pump, groundwater from this basin, such as Ventura County Waterworks Districts Nos. 1 and 19, several water mutual companies, and several farm operators or (b) own real property overlying this basin.

Q: Why did I receive this Notice? Am I being sued? Is this a Class Action Lawsuit?

A: You received Plaintiffs' mailing of their Notice of Commencement of Groundwater Basin Adjudication, Second Amended Verified Complaint and Answer to Adjudication Complaint because you are a property owner overlying this Basin. Although Plaintiffs' Complaint likely does not list you as a defendant by name, it is Plaintiffs intent to serve you as a party to this lawsuit so that you are bound by a court judgment determining water rights. The amount of money that you pay for water and your property rights may be affected by this lawsuit. No, this is not a class action lawsuit; however, it involves the interests of thousands of property owners.

Q: Are Plaintiffs seeking money damages against me?

A: No, they are not.

Q: Will this Adjudication affect my water rate?

A: Yes.

First, Waterworks Districts Nos. 1 and 19 have been forced to retain experienced, specialized outside water counsel and hydrology experts to represent them in this litigation. Being sued and defending water rights costs money. This legal cost will be born by the Districts' ratepayers.

Second, if plaintiffs succeed in their claims, Waterworks Districts Nos. 1 and 19 will lose some or all of their right to pump groundwater in the Basin and will be forced to purchase more imported State Water Project ("SWP") water. SWP water is dramatically more expensive than locally pumped groundwater, and this would cause water rates to increase substantially. In Waterworks District 1, 19% of all water distributed to customers is groundwater pumped from the Basin and 81% is imported SWP water. In Waterworks District 19, 64% of all water distributed is Basin groundwater and 36% is imported SWP water.

Q: Why have Ventura County Waterworks Districts Nos. 1 and 19 Been Sued?

A: Because they pump groundwater from the Basin to supply to their customers. The Waterworks Districts, and/or their legal predecessors, have been pumping groundwater from the Basin for 75 years or more. In this litigation, Plaintiffs (some of whom do not even own wells and have never pumped groundwater from the Basin) allege that the rights of Waterworks District Nos. 1 and 19 to pump groundwater in this Basin are "junior" to the rights of Plaintiffs and other overlying property owners. Waterworks District Nos. 1 and 19 vigorously dispute this allegation.

Q: What can I do to help? What if I have more questions about the Adjudication?

A: The District will keep you informed as new information becomes available here <https://www.vcpbublicworks.org/wsid/>. You can also follow this [link](#) to submit a question.

E. CALLEGUAS MUNICIPAL WATER DISTRICT / METROPLITAN WATER DISTRICT OF SOUTHERN CALIFORNIA UPDATE

An update on decisions and rulings by these agencies which may impact the District.

F. AVENUES OF PUBLIC OUTREACH

An update on how the District is reaching out to its customers concerning water conservation.

G. ADMINISTRATIVE UPDATE

An update on issues related to administration of the District including billing, charges, fees, programs, etc.

Jeff Pratt
Agency Director
Central Services
Joan Araujo, Director
Engineering Services
Christopher Cooper, Director
Transportation
David Fleisch, Director
Water & Sanitation
Michaela Brown, Director
Watershed Protection
Glenn Shephard, Director

DATE: April 18, 2019
TO: Michaela Brown, Director
FROM: Jean Fontayne, Staff Services Manager
SUBJECT: **Leak Adjustment Courtesy Program**

After a review and approval by Citizen Advisory Committees for Waterworks Districts' Nos. 1 (Moorpark), 17 (Bell Canyon), and 38 (Lake Sherwood), completed on 7/18/2018, the following courtesy leak adjustment program has been implemented for residential tiered rate service only:

- Adjustments will be only for usage in tiers 2 and 3
- Review only of indoors and outdoors landscape leaks
- The program does not include filling pools, pool leaks, and any pool equipment
- Adjustment is for only 1 billing period
- Leak must have occurred in past three months of request for leak adjustment form
- Leak must be fixed within forty-eight hours after the discovery
- Complete form including receipts must be provided by customer
- Customer account must be in good standing, with good credit and payment history
- Customer must have 24 months of usage to qualify
- The average water used over the 12-month average will be discounted from the billed rate to the wholesale water costs per District
- Adjustments are allowed once every year (12 months) from the prior adjustment
- Wholesale water costs for each District for fiscal year 2018-19 are as shown:

WWD1	WWD17	WWD19	WWD38
\$2.75	\$3.38*	\$2.13	\$3.66

*Includes the base delivery cost of wheeling water

The District will recoup the wholesale cost of purchased water. This is not the base cost of water, which includes customer service, billing, operations, maintenance, and capital costs, as well as purchased water costs and if groundwater then pumping costs.

Program management:

- The program will be managed by the Accounting Assistant II (Administration).
- Requests will be processed from the CIS account.
- Documentation of the approved adjustment will be save in each CIS account.
- Water costs will be reviewed annually in July, from the rate models this is called the total source unit cost, but estimates are an annual increase of 4%.
- Requests will be approved by Staff Services Supervisors.
- Account adjustment will be made by the Senior Accounting Assistant.
- The Director or the Director's authorized representatives, in their sole discretion, have the right to deny, discontinue, or adjust the leak adjustment program. The leak adjustment program, and any notices of changes, will be made publicly available by, at a minimum, posting on the website of the Water and Sanitation Department.

For District 19 (Somis) the approval of the program will be captured on 4/18/2019.

The Ventura County Waterworks District's Rules and Regulations (R&Rs) Part 1, Section H, "Service Rules," do not require a leak adjustment program.

Rules that are relevant to leaks and a leak adjustment program include:

- 1-H-27: Leaking pipes or fixtures on the premises served:** The District's control and responsibility ends at the curb shut-off or meter, and the District will in no case be liable for damage caused by, or in any way arising out of, the running or escape of water from open faucets, burst pipes, or faulty fixtures on the premises.
- 1-H-27a: Customer Responsibilities:** All piping and appurtenances installed by the customer on the customer's premises shall remain the property of the customer and the maintenance thereof shall be the customer's sole responsibility. Water provided to the property, on the customer's side of the meter, including water from leaks, must be paid for by the customer. The District's control and responsibility shall end at the customer's side of the meter. The District shall in no case be liable for damages caused by, or in any way arising out of, the running or escape of water from open faucets, burst pipes, or faulty fixtures on the premises.
- 1-L-2b:** In any manner such that the escape of water through leaks, breaks, or malfunctions within the water user's plumbing or distribution system occurs for any period of time beyond which such break or leak should reasonably have been discovered and corrected. It shall be presumed that a period of forty-eight hours after the water user discovers such leak, break, or malfunction, or receives notice from the District of such condition, whichever occurs first, is a reasonable time within which to correct such condition.

H. BOARD LETTER TRACKER: AN UPDATE ON VENTURA COUNTY BOARD OF SUPERVISORS AGENDA ITEMS RELATED TO THE DISTRICT

A status report on what items the district may be presenting,
or has recently presented, before the Ventura County Board of
Supervisors

I. UPDATE ON THE AGRICULTURAL FOCUS GROUP

Staff holds bimonthly Agricultural Focus Meetings for customers of
Districts 1 (Moorpark) and 19 (Somis)

J. DIRECTOR'S INFORMATIONAL ITEMS

Provides the opportunity for the Director to present items that are not within the subject matter of the District's Staff Report.

1. DIRECTORS ITEMS

Current Period Activities to AP11 Ended 5/31/19						
	A	B	B	C	D	E
	ACTUAL	ADOPTED BUDGET	ADJUSTED BUDGET	CURRENT	% of	Year-End Projection
DESCRIPTION	FY 18	FY 19	FY 19	ACTUAL	Act vs Bud	06/30/19
EXPENDITURES					c/b	
1 System Maint. Repairs & Replac.	354.0	274.3	429.4	424.8	1.0	517.8
2 Pipes, Fitting, Valves & Other Maint. Supp	141.4	124.0	124.0	156.2	125.9%	189.9
4 Maintenance Contract	212.6	150.3	305.4	266.5	87.3%	325.9
5 Other Maintenance	-	-	0.0	2.0		2.0
6 Special Technical Services	18.7	75.0	79.0	73.1	0.9	85.8
7 Reservoir & Well Insp	-	20.0	20.0	0.0	0.0%	0.0
8 Design & Print CCR Rpt and Others	5.3	14.0	14.0	0.0	0.0%	8.0
9 County Counsel	9.7	11.0	11.0	70.3	639.1%	70.4
10 Urban Water MGMT Plan & Master Plan Updates	-	25.0	25.0	0.0	0.0%	2.5
11 SCADA Reporting	-	5.0	5.0	0.0	0.0%	2.5
12 Software Maintenance	3.7	-	0.0	2.8		0.2
13 Consultant - Rate Study	-	-	4.0	0.0	0.0%	2.0
14 O&M Labor Charges	776.7	751.1	751.1	801.7	106.7%	895.7
15 State Permit/Fees	12.4	12.0	12.0	17.8	148.3%	17.8
16 Mgmt /Admin/ Eng. Svcs	135.6	128.0	128.0	128.5	100.4%	127.7
17 Water Analysis	7.4	14.0	14.0	6.8	47.4%	18.6
18 Cross Connection Fees	3.9	5.2	5.2	2.8	50.0%	5.2
19 Groundwater Extraction	23.2	17.8	17.8	6.3	35.8%	17.6
20 Water Purchase	1,298.8	1,555.6	1,555.6	804.5	51.7%	1,020.0
21 Water System Power	383.1	480.8	480.8	351.7	73.2%	446.0
22 Water Maintenance Supply	-	-	0.0	0.0		0.0
23 Conservation Program	-	5.0	5.0	0.0	0.0%	5.0
24 Meter Replacement & Change Outs	-	77.0	77.0	0.0	0.0%	68.0
25 Phone/Supplies/Bad Deb/Misc	122.5	73.2	73.2	39.5	54.0%	68.6
26 Indirect Cost Recovery	24.0	14.8	14.8	14.8	99.8%	14.6
27 Other Loan Pymts-Principal	67.0	70.0	70.0	70.0	100.0%	70.0
28 Other Loan Pymts-Interest	101.3	91.4	91.4	83.8	91.5%	91.4
29 Depreciation Expense	341.5	341.4	341.4	313.3	91.8%	341.4
30 Right of Way Easements Purchase	-	-	0.0	0.0		0.0
31 Contribution - ISF	26.8	-	0.0	0.0		26.1
32 Debt & Capital Reserve Contributions	-	68.4	68.4	51.7	75.6%	51.7
33 TOTAL EXPENDITURES	3,696.9	4,054.6	4,213.7	3,190.3	75.7%	3,888.8
REVENUES						
36 Interest Earnings	-	-	0.0	0.0		0.0
37 Federal & State Disaster	-	-	0.0	0.0		0.0
38 State Aid - SB90	0.0	0.0	0.0	0.0		0.0
39 Meter Sales & Install/Line Ext. Fee	1.1	0.9	0.9	2.4	264.4%	2.4
40 Planning/Engr Svc Fee	-	0.2	0.2	0.0	0.0%	0.2
41 Permit Fees	1.3	0.5	0.5	0.8	118.0%	0.8
42 Water Sales	3,653.5	4,051.0	4,051.0	2,716.2	67.0%	3,437.8
43 Other revenue - misc.	66.3	85.1	85.1	60.2	70.7%	60.7
44 Gain/Loss Revenue Capital Asset	-	-	0.0	0.0		0.0
45 TOTAL REVENUES	3,722.1	4,137.7	4,137.7	2,779.3	67.2%	3,501.5
46 NET OF OPERATION	25.3	83.1	(76.0)	(410.9)		(387.3)
47 O&M Fund Balance Reserve:						
48 Beginning Fund Balance	270.16		295.41	\$295.41		\$295.41
49 Net of Operation	25.25		(75.95)	(410.92)		(387.30)
50 Transfer To/Fr Capital Fund						138.89
51 O&M Fund Balance Reserve:	\$295.41	\$0.00	\$219.46	(\$115.51)		\$45.00
52 Required O&M Fund Reserve: 25% of Exp.	\$924.22	\$1,013.65	\$1,053.42	\$797.56		\$972.20

Current Period Activities to AP11 Ended 5/31/19								
	A	B	C	D	E	F	G	H
	ACTUAL	ADOPTED BUDGET	ADJUSTED BUDGET	C			% of	Year-End Projection
DESCRIPTION	FY 18	FY 19	FY 19	EXP/REV	ENC	TOTAL	Act/Bud	06/30/19
1 NON CAPITALIZED EXPENDITURES:							d/c	
2 General System Improvement	0.0	0.0	0.0	0.0	56.7	56.7		(0.1)
3 SCADA Improvements	0.0	15.0	18.5	3.5	0.0	3.5	18.9%	4.1
4 Well Repairs/Replacement	8.5	35.0	67.7	9.2	0.0	9.2	13.6%	35.0
5 Other Reservoir Repairs	0.0	185.0	185.0	0.0	0.0	0.0	0.0%	0.0
6 Engineering Services	10.3	9.9	9.9	0.0	0.0	0.0	0.0%	10.2
7 Sub-Total Non Capitalized Expenditures	18.8	244.9	281.1	12.7	56.7	69.4	5.2%	49.2
8 WATER SYSTEM IMPROVEMENT:								
9 General System Improvement	0.0	0.0	0.0	3.2	139.3	142.5		41.1
10 Well 2 Treatment Facility	128.5	1,840.0	1,896.6	99.4	50.2	149.6	5.2%	191.7
11 Sand Canyon Waterline & BPS	0.0	0.0	0.0	0.0	0.0	0.0		0.0
12 Pipe Replacement Caltrans ROW	0.0	3,100.0	3,100.0	0.0	0.0	0.0	0.0%	0.0
13 538 Reservoir Replacement	22.5	1,250.0	1,250.0	28.3	0.0	28.3	2.3%	68.3
14 538 Transmission Replacement	9.3	560.0	560.0	9.8	0.0	9.8	1.7%	9.8
15 Sub-Total Water System Improvement	160.3	6,750.0	6,806.6	140.7	189.5	330.2	2.1%	310.8
16 WATER CONSTRUCTION PROJECT								
17 Well#2 Treatment Facility	0.0	0.0	0.0	0.0	0.0	0.0		0.0
18 Well 3 Replacement	0.0	2,500.0	2,500.0	0.0	0.0	0.0	0.0%	0.0
19 Pipe Replacement at Caltrans	0.0			0.0	0.0	0.0		0.0
20 Sub-Total Water Water Construction Project	0.0	2,500.0	2,500.0	0.0	0.0	0.0	0.0%	0.0
21 Other Equipment	0.0	0.0	0.0	0.0	0.0	0.0		0.0
22 Total Expenditures	179.1	9,494.9	9,587.7	153.4	246.2	399.6	1.6%	360.0
REVENUES								
24 Interest Earnings	15.0	18.7	18.7	11.7	0.0	11.7	62.4%	18.7
25 Capital Impr Charges	6.0	8.0	8.0	22.8	0.0	22.8	284.5%	22.8
26 Loan Proceed	0.0	9,250.0	9,250.0	0.0	0.0	0.0	0.0%	(172.9)
27 Other Revenue-Misc	0.0	0.0	0.0	0.0	0.0	0.0		0.0
28 Total Revenues	21.0	9,276.7	9,276.7	34.5	0.0	34.5	0.4%	(131.4)
29 Net of Operation	(158.1)	(218.2)	(311.0)	(118.9)	(246.2)	(365.1)		(491.4)
30 Beginning Capital Fund Balance	642.7	826.1	826.1	826.1		826.1		826.1
31 Prior Year CAFR Adjustments								0.0
32 Transfer To/Fr Capital Fund								(136.9)
33 Depreciation Expense	341.5	341.4	341.4	313.3		313.3		341.4
34 Ending Capital Fund Balance Reserve	826.1	949.3	856.5	1,020.5		774.3		539.2
35								
36								
37 SUMMARY OF CAPITAL FUND BALANCE								
38					Cap Fund	Funded	Total	
39					Acq Fund	Depr Fund	Cap Fund	
40					Beginning Fund Balance	458.7	367.3	826.0
41					Revenue & Depreciation	(131.4)	341.4	210.0
42					Expenditure & Encumbrances	(310.8)	(49.2)	(360.0)
					Ending Fund Balance	16.5	522.6	539.1

2. DIRECTORS ITEMS

CASH RESERVED FORECAST										
DESCRIPTION	FY14 ACTUAL	FY15 ACTUAL	FY16 ACTUAL	FY17 ACTUAL	FY18 ACTUAL	FY19 ADJ BUDGET	FY19 ACTUAL	FY19 Yr-End PRJ	FY20 REQ. BUD.	
Cash Inflows										
Depreciation	\$99,900	\$127,300	\$271,622	\$340,961	\$341,500	\$341,400	\$313,308	\$341,400	\$341,400	
Other Revenues	\$16,800	\$25,400	\$1,768	\$50,809	\$21,000	\$26,740	\$34,458	\$41,500	\$34,803	
USDA Loan Proceeds	\$1,678,396	\$1,018,160	\$300,430	\$0	\$0	\$9,250,000	\$0	(\$172,874)	\$7,640,000	
Operating Gain	\$127,600	\$0	\$0	\$44,493	\$25,250	\$0	\$0	\$0	\$0	
Total Cash Inflows	\$1,922,696	\$1,680,860	\$573,820	\$436,263	\$387,750	\$9,618,140	\$347,767	\$210,026	\$8,016,203	
Cash Outflows										
Water System Improvement	\$2,481,200	\$1,613,500	\$155,235	\$104,018	\$168,800	\$9,577,800	\$153,401	\$349,821	\$8,065,000	
Water Construction Project	\$0	\$0	\$0	\$0	\$0	\$0	\$0	\$0	\$0	
Other Capital Expenses	\$600	\$0	\$31,800	\$31,900	\$10,300	\$9,900	\$0	\$10,200	\$9,500	
Operating Loss	\$0	\$192,250	\$490,532	\$0	\$0	\$75,950	\$466,522	\$387,300	\$364,213	
Total Cash Outflows	\$2,481,800	\$1,805,750	\$677,566	\$135,918	\$179,100	\$9,663,650	\$619,923	\$747,321	\$8,438,713	
Cash Flow Positive / (Negative)	(\$559,104)	(\$124,890)	(\$103,746)	\$300,345	\$208,650	(\$45,510)	(\$272,156)	(\$537,295)	(\$422,510)	
Beginning Cash Balance	\$1,400,300	\$841,196	\$716,306	\$612,560	\$912,905	\$1,121,555	\$1,121,555	\$1,121,555	\$584,260	
Ending Cash Balance	\$841,196	\$716,306	\$612,560	\$912,905	\$1,121,555	\$1,076,044	\$849,398	\$584,260	\$161,749	
NET RESULTS OF OPERATION COMPARISON BETWEEN FISCAL YEARS										
OPERATION FUND	FY14 ACTUAL	FY15 ACTUAL	FY16 ACTUAL	FY17 ACTUAL	FY18 ACTUAL	FY19 ADJ BUDGET	FY19 ACTUAL	FY19 Yr-End PRJ	FY20 REQ. BUD.	
Sources of Funds										
Water Sales	\$3,156,100	\$2,866,700	\$2,655,209	\$2,682,883	\$3,653,460	\$4,051,040	\$2,599,966	\$3,437,600	\$3,895,887	
Other O&M Revenues	\$246,700	\$143,900	\$204,962	\$49,312	\$68,670	\$86,700	\$61,468	\$63,900	\$71,700	
Total - Sources of Funds	\$3,402,800	\$3,010,600	\$2,860,171	\$2,732,195	\$3,722,130	\$4,137,740	\$2,661,434	\$3,501,500	\$3,967,587	
Uses of Funds										
Water Supply Cost	\$1,277,400	\$925,000	\$1,043,360	\$387,942	\$1,322,000	\$1,573,200	\$791,516	\$1,037,600	\$1,399,100	
Water System Power	\$554,700	\$454,500	\$428,263	\$425,961	\$383,100	\$480,800	\$331,308	\$446,000	\$550,500	
System Maint. Repairs & Replac.	\$256,300	\$308,900	\$290,384	\$220,914	\$353,960	\$429,390	\$424,638	\$517,800	\$309,100	
O&M Labor	\$755,500	\$819,900	\$836,714	\$836,934	\$776,700	\$751,100	\$801,743	\$895,700	\$1,086,300	
Meter Replacement & Change Outs	\$12,700	\$71,900	\$9,400	\$33,200	\$0	\$77,000	\$0	\$68,000	\$0	
Misc O&M Cost	\$185,900	\$172,550	\$170,815	\$123,681	\$191,720	\$188,400	\$139,654	\$226,900	\$287,500	
County and Agency Services	\$117,900	\$130,400	\$143,244	\$142,678	\$159,600	\$142,600	\$120,477	\$142,300	\$135,200	
Debt Service	\$14,900	\$192,400	\$155,901	\$175,430	\$168,300	\$229,800	\$205,310	\$213,100	\$222,700	
Funded Depreciation	\$99,900	\$127,300	\$271,622	\$340,961	\$341,500	\$341,400	\$313,308	\$341,400	\$341,400	
Total - Uses of Funds	\$3,275,200	\$3,202,850	\$3,350,702	\$2,687,702	\$3,696,880	\$4,213,690	\$3,127,956	\$3,888,800	\$4,331,800	
Net Result of Operation	\$127,600	(\$192,250)	(\$490,532)	\$44,493	\$25,250	(\$75,950)	(\$466,522)	(\$387,300)	(\$364,213)	
Actual/Estimated Water Produced vs Usage										
Produced Local Water (AF)		1,993	1,521	1,837	1,756	1,605	1,705	1,756	1,840	
Produced Imported Water (AF)		640	766	230	860	765	895	1,039	825	
Total Produced Water (AF)		2,633	2,287	2,067	2,616	2,370	2,600	2,795	2,665	
Total Usage /AF		2,484	2,041	1,952	2,459	2,080	2,444	2,627	2,505	
% Loss		5%	11%	6%	6%	12%	6%	6%	6%	
Average Callueguas Tier 1 Rate		\$1,192	\$1,234	\$1,279	\$1,338	\$1,338	\$1,399	\$1,399	\$1,447	
Callueguas Rate Increase		4%	4%	4%	5%	0%	5%	5%	3%	
WW#19 Approved Rate Increase		0%	5%	10%	Restructured Rate	7%	0%	0%	0%	

WW#19 Somis Cash Flow Analysis										
Total Beginning Balances			\$1,400,300	\$841,196	\$716,306	\$612,560	\$912,905	\$1,121,555	\$1,121,555	\$584,260
Total Ending Balances			\$841,196	\$716,306	\$612,560	\$912,905	\$1,121,555	\$1,076,044	\$849,398	\$161,749
Total Required Cash Balance			\$843,200	\$814,753	\$858,149	\$676,487	\$930,847	\$1,061,933	\$787,839	\$1,090,020
Alert			Alert	Alert	Alert	ok	ok	ok	Alert	\$161,749
FY14 FY15 FY16 FY17 FY18 FY19 ADJ FY19 FY19 FY20 REQ.										
O&M/ Rate Stab Fund	FMS ACT#	ACTUAL	ACTUAL	ACTUAL	ACTUAL	ACTUAL	BUDGET	ACTUAL	Yr-End PRJ	BUD.
Beginning Balances		\$1,208,700	\$841,196	\$716,306	\$225,774	\$270,267	\$295,517	\$295,517	\$295,517	(\$91,783)
O&M Revenue										
Interest Earnings	8911			\$0	\$0	\$0	\$0	\$0	\$0	\$0
Federal & State Disaster				\$0	\$0	\$0	\$0	\$0	\$0	\$0
State Aid - SBPO			\$1,400	\$0	\$0	\$0	\$0	\$0	\$0	\$0
Meter Sales & Install/Une Ext. Fee	9613	\$900	\$1,300	\$225	\$3,700	\$1,100	\$900	\$2,380	\$2,400	\$800
Planning/Engr Svc Fee	9481			\$0	\$0	\$0	\$200	\$0	\$200	\$200
Permit Fees	9708	\$900	\$800	\$0	\$0	\$1,300	\$800	\$590	\$600	\$0
Water Sales	9614	\$3,156,100	\$2,866,700	\$2,655,209	\$2,682,883	\$3,653,460	\$4,051,040	\$2,599,966	\$3,437,600	\$3,895,887
Other revenue - misc	9708/9751/9790	\$244,900	\$140,400	\$204,737	\$45,612	\$66,270	\$85,100	\$58,498	\$60,700	\$70,700
Total - O&M Revenue		\$3,402,800	\$3,010,600	\$2,860,171	\$2,732,195	\$3,722,130	\$4,137,740	\$2,661,434	\$3,501,500	\$3,967,587
O&M Expenditure										
Phone/Supplies/Bed Dab/Misc	See Sch	\$148,100	\$125,350	\$119,896	\$52,785	\$122,520	\$73,200	\$39,535	\$68,600	\$106,300
System Maint. Repairs & Replac.	See Sch	\$256,300	\$308,900	\$290,384	\$220,914	\$353,960	\$429,390	\$424,638	\$517,800	\$309,100
Indirect Cost Recovery	2158	\$7,100	\$8,900	\$16,144	\$21,978	\$24,000	\$14,600	\$14,577	\$14,600	\$18,600
O&M Labor Charges	2205	\$755,500	\$819,900	\$836,714	\$836,934	\$776,700	\$751,100	\$801,743	\$895,700	\$1,086,300
State Permit/Fees	2159-F01	\$10,800	\$11,900	\$13,710	\$11,200	\$12,400	\$17,800	\$17,800	\$17,800	\$12,000
Mgmt /Admin/ Eng. Svcs	2204	\$110,800	\$121,500	\$127,100	\$120,700	\$135,600	\$128,000	\$105,900	\$127,700	\$116,600
Special Technical Services	See Sch	\$3,200	\$8,400	\$21,108	\$46,049	\$18,700	\$79,000	\$73,079	\$85,600	\$145,000
Water Analysis	2188	\$8,900	\$11,000	\$7,331	\$8,448	\$7,400	\$14,000	\$6,640	\$18,600	\$14,000
Cross Connection Fees	2159-XC59	\$5,100	\$5,100	\$3,870	\$5,200	\$3,900	\$5,200	\$2,600	\$5,200	\$5,200
Groundwater Extraction	2312-FX12	\$8,800	\$9,200	\$15,700	\$20,200	\$23,200	\$17,600	\$6,300	\$17,600	\$0
Water Purchase	2312	\$1,268,600	\$915,800	\$1,027,660	\$367,742	\$1,298,800	\$1,555,600	\$785,216	\$1,020,000	\$1,399,100
Water System Power	2313	\$554,700	\$454,500	\$429,263	\$425,961	\$383,100	\$480,800	\$331,308	\$446,000	\$550,500
Water Maintenance Supply				\$0	\$0	\$0	\$0	\$0	\$0	\$0
Conservation Program	2159-CS59	\$0	\$0	\$0	\$0	\$5,000	\$0	\$5,000	\$5,000	\$5,000
Meter Replacement & Change Out	2264	\$12,700	\$71,900	\$9,400	\$33,200	\$0	\$77,000	\$0	\$68,000	\$0
Other Loan Pymts-Principal	3212	\$14,000	\$75,500	\$63,000	\$65,000	\$67,000	\$70,000	\$70,000	\$70,000	\$72,000
Other Loan Pymts-Interest	3452	\$900	\$116,900	\$92,901	\$95,852	\$101,300	\$91,400	\$83,618	\$91,400	\$88,900
Depreciation Expense	3361	\$99,900	\$127,300	\$271,622	\$340,961	\$341,500	\$341,400	\$313,308	\$341,400	\$341,400
Right of Way Easements Purchase	3552			\$4,900	\$0	\$0	\$0	\$0	\$0	\$0
Debt Contra	3992			\$0	\$0	\$0	\$0	\$0	\$0	\$0
Debt & Capital Reserve Contribut	5111			\$0	\$14,578	\$0	\$68,400	\$51,692	\$51,700	\$61,800
Contribution - ISF	5111	\$9,800	\$10,800	\$0	\$0	\$26,800	\$0	\$0	\$26,100	\$0
Total - O&M Expenditure		\$3,275,200	\$3,202,850	\$3,350,702	\$2,687,702	\$3,696,880	\$4,213,690	\$3,127,956	\$3,888,800	\$4,331,800
Result of Operation		\$127,600	(\$192,250)	(\$490,532)	\$44,493	\$25,250	(\$75,950)	(\$466,522)	(\$387,300)	(\$364,213)
Transfer to/r Capital Reserve										
Ending Balances		\$841,196	\$716,306	\$225,774	\$270,267	\$295,517	\$219,567	(\$171,005)	(\$91,783)	(\$455,996)
Minimum Balance										
25%	of O&M expenses	\$818,800	\$800,713	\$837,676	\$671,926	\$924,220	\$1,053,423	\$781,989	\$972,200	\$1,082,950
10%	of rate revenue	\$24,490	\$14,040	\$20,474	\$4,561	\$6,627	\$8,510	\$5,850	\$6,070	\$7,070

3. DIRECTORS ITEMS

WW#19 Phone/Supplies/Bad Deb/Misc Details	FY18 Actual	FY19 Actual thru May	Encumbr ances	FY19 Yr- End Prj
Phone/Supplies/Bad Deb/Misc	122.52	73.2	1.3	68.6
California Mechanical-Generator maint.	0.87	7	0	2.5
Collection Agencies	1.7	3.4	0	3.4
Collections, Bad Debts & Misc.	3.1	1	0	1.3
COUNTY GIS EXPENSE	0	0	0	0
Equipment Rentals	3.9	5.8	1.3	7.9
LIABILITY & GEN INSURANCE	2.04	3	0	3
MATRLS-ISF CHARGES (PURCHASING FEES)	9.4	9.7	0	9.7
Miscellaneous small tools	59.6	12	0	6
Printing of Customer Notices	6.9	6	0	6
Refuse Disposal		0	0	0.7
RMA services		0	0	0
SCADA RTU's	22.4	9	0	9
SMALL TOOLS AND INSTRUMENTS		1	0	1
TRANSPORTATION CHARGES ISF	0.2	0.2	0	0.2
TRANSPORTATION WORK ORDER	6.6	0	0	3.6
VOICE/DATA - ISF	-0.39	8.8	0	8
(blank)	6.2	6.3	0	6.3
Grand Total	122.52	73.2	1.3	68.6

From the current Well Production Report as of 6/14/19, for District 19:

Annual Allocation = 1844 AFY

Total Well Production thru June 14th = 535 AF

% Calendar year elapsed = 46 %

% 2019 Allocation used = 29 %

Wells 2, 3, 4... ALL operational

5. COMMITTEE MEMBERS' COMMENTS/FUTURE AGENDA ITEMS

6. ADJOURNMENT



Next WWD19 Meeting

August 15, 2019