

Central Services
Joan Araujo, Director

Engineering Services
Christopher Cooper, Director

Transportation
David Fleisch, Director

Water & Sanitation
Joseph Pope, Director

Watershed Protection
Glenn Shephard, Director

Representing: Ventura County Waterworks District Nos. 1, 16, 17, 19, and 38
County Service Area Nos. 29, 30, and 34

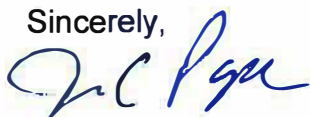
October 11, 2019

**NOTICE OF A MEETING OF THE
VENTURA COUNTY WATERWORKS DISTRICT NO. 19
CITIZENS' ADVISORY COMMITTEE**

NOTICE IS HEREBY GIVEN that a meeting of the Ventura County Waterworks District No. 19 Citizens' Advisory Committee will be held **Thursday, October 17, 2019, from 3:30 p.m.** to adjournment at the Waterworks District's Moorpark Office, 6767 Spring Road, Moorpark, California.

Advisory Committee Members: Please contact the District Office by telephone at (805-378-3005), or by email at wspc@ventura.org, no later than October 15, 2019, if you are unable to attend.

Sincerely,



Joseph C. Pope, Director
Water and Sanitation Department

AGENDA OF MEETING

1. CALL TO ORDER
2. APPROVAL OF THE MINUTES OF THE JULY 1, AUGUST 15, AND SEPTEMBER 20, 2019 SPECIAL MEETINGS.
3. PUBLIC COMMENTS
Members of the public may address the Citizens' Advisory Committee on items of interest to the public that are within the subject matter jurisdiction of the Committee but do not appear on the agenda.
With respect to agenda items, the public will be given an opportunity to address the Committee when the item is reached in the meeting.
4. DISTRICT STAFF REPORT



- A. Review and Vote on 2020 Recommended Water Rates for Waterworks District #19
- B. CAPITAL PROJECTS – The Capital Project Status Report provides regular reporting on the status of active capital projects within the District.
- C. WATER QUALITY REPORT – A report regarding water quality complaints, if any, received by the District since the previous CAC meeting and how these complaints were resolved.
- D. WATER SUPPLY CONDITIONS – An update on water supply conditions within the District, Southern California, and throughout the State.
- E. FOX CANYON GROUNDWATER MANAGEMENT AGENCY (GMA) /LAS POSAS USERS GROUP (LPUG) UPDATE – An update on decisions and/or rulings by GMA and LPUG which may impact the District.
- F. CALLEGUAS MUNICIPAL WATER DISTRICT / METROPOLITAN WATER DISTRICT OF SOUTHERN CALIFORNIA UPDATE – An update on decisions and rulings by these agencies which may impact the District.
- G. AVENUES OF PUBLIC OUTREACH – An update on how the District is reaching out to its customers concerning water conservation.
- H. ADMINISTRATIVE UPDATE – An update on issues related to administration of the District including billing, charges, fees, programs, etc.
- I. BOARD LETTER TRACKER: AN UPDATE ON VENTURA COUNTY BOARD OF SUPERVISORS AGENDA ITEMS RELATED TO THE DISTRICT – A status report on what items the District may be presenting, or has recently presented, before the Ventura County Board of Supervisors.
- J. BUDGET AND FINANCIAL REVIEW - An update on the budget and financial status
- K. DIRECTOR'S INFORMATIONAL ITEMS – Provides the opportunity for the Director to present items that are not within the subject matter of the District's Staff Report.

5. COMMITTEE MEMBERS' COMMENTS/FUTURE AGENDA ITEMS

6. ADJOURNMENT

IN COMPLIANCE WITH THE AMERICANS WITH DISABILITIES ACT, IF YOU NEED SPECIAL ASSISTANCE TO PARTICIPATE IN THIS MEETING, PLEASE CONTACT CAYTLYN CAYLOR AT (805) 378-3005.



Draft

**CITIZENS' ADVISORY COMMITTEE
VENTURA COUNTY WATERWORKS DISTRICT NO. 19
MINUTES OF THE JULY 1, 2019 MEETING**

COMMITTEE MEMBERS IN ATTENDANCE: Diana Enos, Kirby Thomas, Lynette Buchanan-Roth

COMMITTEE MEMBERS ABSENT: David Hutter

COMMITTEE MEMBER VACANCY: One

STAFF: Joseph Pope, Director
Sandy Harrison, Staff Services Specialist II
Caytlyn Caylor, Office Assistant III

GUESTS: Daryl Smith
Bill Miller
Vanise Terry

* * *

1. CALL TO ORDER

The meeting was called to order at 3:34 p.m.

2. APPROVAL OF THE MINUTES OF THE FEBRUARY 21, REGULAR MEETING

Approved meeting minutes with corrections, as submitted by Staff.

Vote: Yeas – 3; Nays – 0, Absence 2, Abstained – 0. The motion carried.

3. PUBLIC COMMENTS

No Public comments addressed.

4. DISTRICT STAFF REPORT (INFORMATIONAL ITEMS)

- STAFF INTRODUCTIONS

Mr. Pope made formal introductions to the committee introducing Caytlyn Caylor, Office Assistant III and himself as the new Water and Sanitation Director

A. CAPITAL PROJECTS REPORT

- Completed Approx. 10,000 LF of pipelines replacement within County right-of-way along Hwy 118 in 2015
- Replacement of 538 Pressure Zone Reservoir and Transmission Line

- Approx. 20,000 LF Pipelines replacement within Caltrans right-of way

Well No. 2 Iron and Manganese Treatment Facility

- Well # 2 received Government funding for \$2.65 million
- Finalizing project plans and specs. For approval
- Obtaining temporary construction easement from adjacent property owners

B. WATER QUALITY REPORT

- (2) Odor Complaints
 - Client water tested positive for sulfide, recommended to client to replace water filtration system
 - Discolored water created from a pipeline that was shutdown for repair, normal sediment settled in the line
- (1) Pressure Complaint
 - Broken irrigation line on their property was the source of low water pressure

C. WATER SUPPLY CONDITIONS

Conditions remain healthy

D. FOX CANYON GROUNDWATER MANAGEMENT AGENCY (GMA) / LAS POSAS USERS GROUP (LPUG) UPDATE

Mr. Pope informed the committee that the adjudication is moving forward, and the next mediation meeting is scheduled for July 22-23rd

E. CALLEGUAS MUNICIPAL WATER DISTRICT (CALLEGUAS)/ METROPOLITAN WATER DISTRICT OF SOUTHERN CALIFORNIA (METROPOLITAN) UPDATE

Calleguas is looking for a new district director

F. AVENUES OF PUBLIC OUTREACH

Sandy Harrison informed the committee of the social media posts and the information it will provide to the community. She is working with Consortium for monthly posts on multiple social media outlets.

G. ADMINISTRATIVE UPDATE

- The Water and Sanitation Department will be issuing a leak adjustment policy
- A rate analysis starts in July

H. BOARD LETTER TRACKER: AN UPDATE ON VENTURA COUNTY BOARD OF SUPERVISORS AGENDA ITEMS RELATED TO THE DISTRICT

Mr. Pope stated no new updates that directly affect this district

I. UPDATED ON THE AGRICULTURAL FOCUS GROUP

Ms. Buchanan-Roth informed the meeting participants that an established topic needs to be evaluated and studied upon further before setting up the next focus group meeting. Mr. Pope agreed and informed the committee that a tentative meeting is scheduled for the end of July.

J. DIRECTOR'S INFORMATIONAL ITEMS

District financial reports were shared with the meeting members along with well pumping data

6. COMMITTEE MEMBERS' COMMENTS/FUTURE AGENDA ITEMS

Committee Members would like to have name cards/name tents for all members and staff for all future meetings

7. ADJOURNMENT - The meeting adjourned at 4:53 p.m.

Draft

**CITIZENS' ADVISORY COMMITTEE
VENTURA COUNTY WATERWORKS DISTRICT NO. 19
MINUTES OF THE AUGUST 15, 2019 MEETING**

COMMITTEE MEMBERS IN ATTENDANCE: Diana Enos, David Hutter, Lynette Buchanan-Roth

COMMITTEE MEMBERS ABSENT: Kirby Thomas

COMMITTEE MEMBER VACANCY: One

STAFF: Joseph Pope, Director
Sandy Harrison, Staff Services Specialist II
Caytlyn Caylor, Office Assistant III

GUESTS: None

* * *

1. CALL TO ORDER

The meeting was called to order at 3:37 p.m.

2. APPROVAL OF THE MINUTES OF THE JULY 1 SPECIAL MEETING

Deferred approval of minutes, postponed until next meeting

Vote: Yeas – 0; Nays – 0, Absence 1, Abstained – 0.

3. PUBLIC COMMENTS

No Public comments addressed.

4. DISTRICT STAFF REPORT

A. CAPITAL PROJECTS REPORT

Well No. 2 Iron and Manganese Treatment Facility

- Well # 2 received Government funding for \$2.65 million
- Finalizing project plans and specs to move forward
- Estimated start time is early 2020

B. WATER QUALITY REPORT

- (5) Pressure Complaints
 - (2) Pressure issues were caused by the Sand Canyon pumping station

- (1) Complaint was caused by a main line leak near Los Angeles Avenue
- (1) Customer issue was from a higher demand than the valve could distribute.
- (1) Complaint from low pressure fluctuations on the customers property

C. WATER SUPPLY CONDITIONS

Conditions remain healthy

D. FOX CANYON GROUNDWATER MANAGEMENT AGENCY (GMA) / LAS POSAS USERS GROUP (LPUG) UPDATE

Mr. Pope informed the committee that the adjudication is moving forward and he attended the litigation in August

E. CALLEGUAS MUNICIPAL WATER DISTRICT (CALLEGUAS)/ METROPOLITAN WATER DISTRICT OF SOUTHERN CALIFORNIA (METROPOLITAN) UPDATE

Calleguas now has a new General Manager, Tony Goff

F. AVENUES OF PUBLIC OUTREACH

Sandy Harrison informed the committee of the social media posts and the information it will provide to the community. She is working with Consortium for monthly posts on multiple social media outlets.

G. ADMINISTRATIVE UPDATE

No updates at time of CAC meeting

H. BOARD LETTER TRACKER: AN UPDATE ON VENTURA COUNTY BOARD OF SUPERVISORS AGENDA ITEMS RELATED TO THE DISTRICT

Mr. Pope stated no new updates that directly affect this district. He mentioned rate studies for the districts (i.e. rate increases)

I. UPDATED ON THE AGRICULTURAL FOCUS GROUP

Ms. Buchanan-Roth touched about what the meeting should be and how to improve the current situation. She discussed a few key topics that would be of interest to the Ag community.

J. DIRECTOR'S INFORMATIONAL ITEMS

District financial reports were shared with the meeting members along with well pumping data. It was requested that Eric Keller be present / provide the latest emergency repair reports for District 38.

6. COMMITTEE MEMBERS' COMMENTS/FUTURE AGENDA ITEMS

Future Agenda Items (Reports) –

- Total water pumped
- Total water imported
- Total water produced

Water Production Reports

- Local
- Imported
- Total

7. ADJOURNMENT - The meeting adjourned at 4:50 p.m.

Draft

**CITIZENS' ADVISORY COMMITTEE
VENTURA COUNTY WATERWORKS DISTRICT NO. 19
MINUTES OF THE SEPTEMBER 20, 2019 SPECIAL MEETING**

COMMITTEE MEMBERS IN ATTENDANCE: Diana Enos, David Hutter, Lynette Buchanan-Roth, Kirby Thomas

COMMITTEE MEMBERS ABSENT: None

COMMITTEE MEMBER VACANCY: One

STAFF: Joseph Pope, Director
Dave Hazen, Waterworks Superintendent
Caytlyn Caylor, Management Assistant III

GUESTS: Brett Tibbitts, Jim Cote, Daryl Smith, Dana Tibbitts, Alex Denogean, Bill Miller, Eric Flood, Terry Wall

* * *

1. CALL TO ORDER

The meeting was called to order at 3:31 p.m.

2. APPROVAL OF THE MINUTES OF THE JULY 1 SPECIAL MEETING, AND
AUGUST 15, 2019 MEETING
Postponed both meeting minutes until next regular scheduled meeting

Vote: Yeas – 0; Nays – 0, Absence 0, Abstained – 0.

3. PUBLIC COMMENTS

No Public comments addressed.

4. DISTRICT STAFF REPORT

A. CAPITAL PROJECTS REPORT

Well No. 2 Iron and Manganese Treatment Facility

- Bids received on September 25 for the project

Reservoir 12-inch Transmission Line Replacement

- No update at the time of meeting

Pipe Replacement @ CalTrans

- No update at the time of meeting

B. DIRECTOR'S INFORMATIONAL ITEMS

Water Rate Analysis Presentation

- Mr. Pope discussed Waterworks District 19's financial status and budget for fiscal year 19-20. He presented the proposed water rate increase to the Committee members and went into detail on the forecast of expenses and the financial standing with or without the increase.

5. COMMITTEE MEMBERS' COMMENTS/FUTURE AGENDA ITEMS

- CAC would like additional reports on the adjudication settlement

6. ADJOURNMENT - The meeting adjourned at 5:17 p.m.

DRAFT

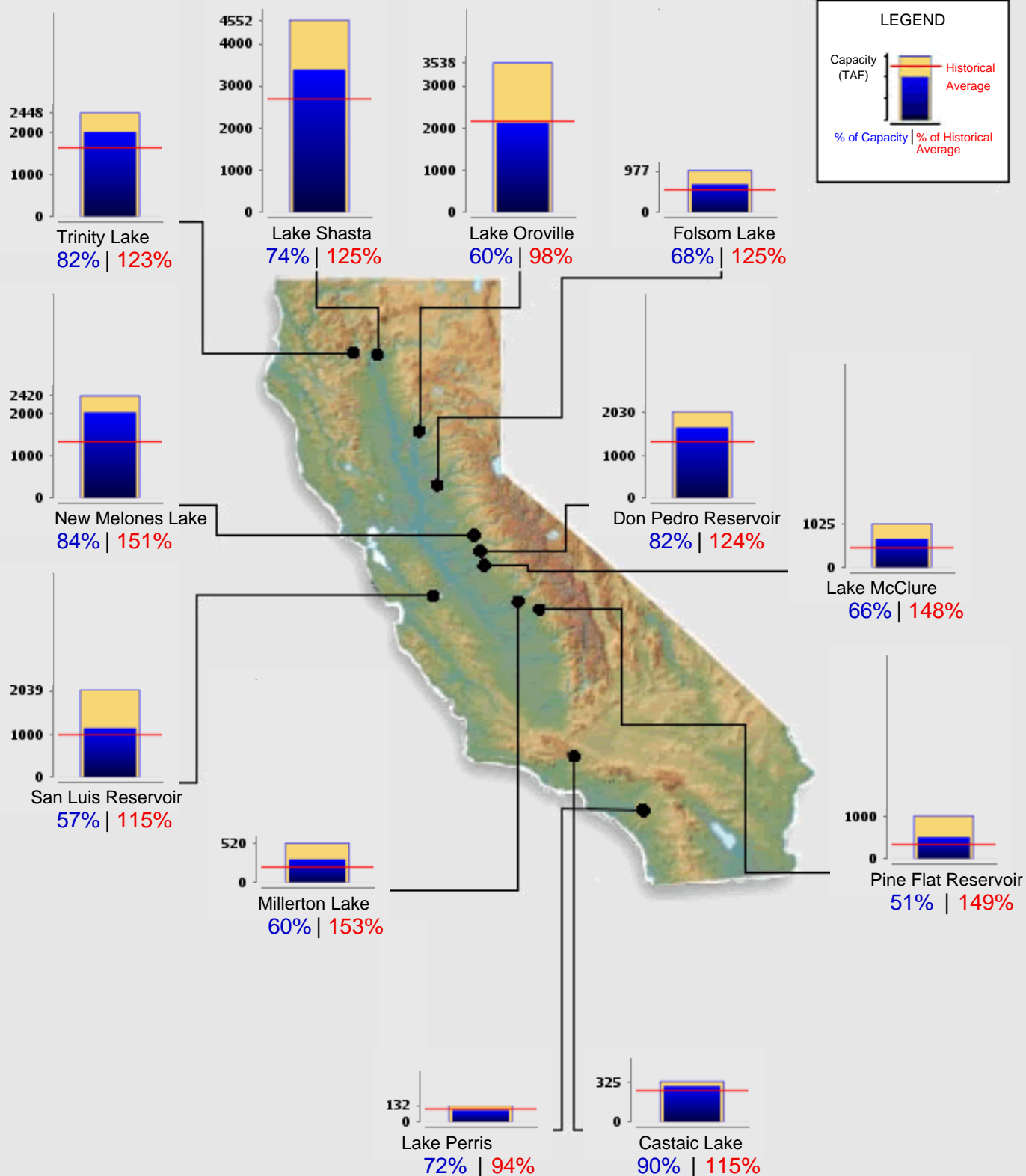
Sup. Dist.	Project Name Project Number	Project Mgr.	Scheduled or Actual Dates				% Compl.	WA	Remarks
		Design Eng. Contractor	Plan Approval	Contract Award	Const. Start	Const. Comp.	Design/ Const.	Auth/ Balance	
2	District No. 19 Well No. 2 Iron and Manganese facility WS239898	<u>S. Pan / M. Sequi</u> MBI; Padre & Assoc.; Oakridge	06/19	09/19	10/19	10/20	99/0		<ul style="list-style-type: none"> • 7/2019- Advertising project. • 6/2019- Obtained State budget appropriation to fund project. Finalizing project plans and specs. package for approval. Obtaining temporary construction easement from adjacent property owners. • 3/2019- Prepared and submitted memo and supporting documents to the Financial Planning Committee, scheduled FPC meeting for borrowing from COV Revolving Credit Agreement fund. • 1/2019- Met with CEO Analyst for borrowing from COV General Fund Loan, preparing the supporting documents for the Finance Committee and BOS meetings • 11/2018- Completed 100% plans and specs and project package except for funding source; Applying for iBank loan; Looking into short term loan from Dist. 38. • 10/2018- Prepared front end contract document, complete 100% plans and specs and project package. Teleconference with iBank for construction loan. • 5/2018- Completed 95% design plans and specs. Coordinate with USDA on contract documents requirements. • 2/2018 – Reviewed 90% plans and specifications. Still coordinating
2	District No. 19 538 Pressure Zone 1.0 MG Reservoir & 1,100 LF 12- inch Transmission Line Replacement WS239906 & WS239907	<u>S. Pan/</u> <u>ESD</u>	03/21	6/21	7/21	6/22	0/0		<ul style="list-style-type: none"> • 6/2019- Surveyed existing ROW and staked existing pipeline across Arroyo Las Posas; KJ consultant performing preliminary engineering design. • 3/2019- KJ Consultant contract for CEQA and 30% design services approved by PWA Director, issued Notice to Proceed to KJ. • 1/2019- KJ Consultant contract for CEQA and 30% design services for PWA Director approval 1/2019. • 10/2018- Conducting tank site survey & ROW fee acquisition; Preparing KJ consultant services contract and BOS approval 12/4/18; CEQA Initial Study to determine exemption or MND. ESD to provide updated project schedule.
2	District No. 19 Pipe Replacement @ CalTrans R/W WS239904	<u>S. Pan</u> Padre & Assoc.; AECOM	07/20	10/20	11/20	10/21	90/0		<ul style="list-style-type: none"> • 6/2019 – Investigating County financing options: revolving Credit Agreement. • 1/2015 – Project is on hold pending District 19 financial planning. • 3/2014 - AECOM submitted 95% plans to all review Agencies including Cal Trans, Calleguas MWD, VCWPD, and WWD#19. • •




Reservoir Conditions

Ending At Midnight - October 13, 2019

CURRENT RESERVOIR CONDITIONS





Water Supply Conditions Report

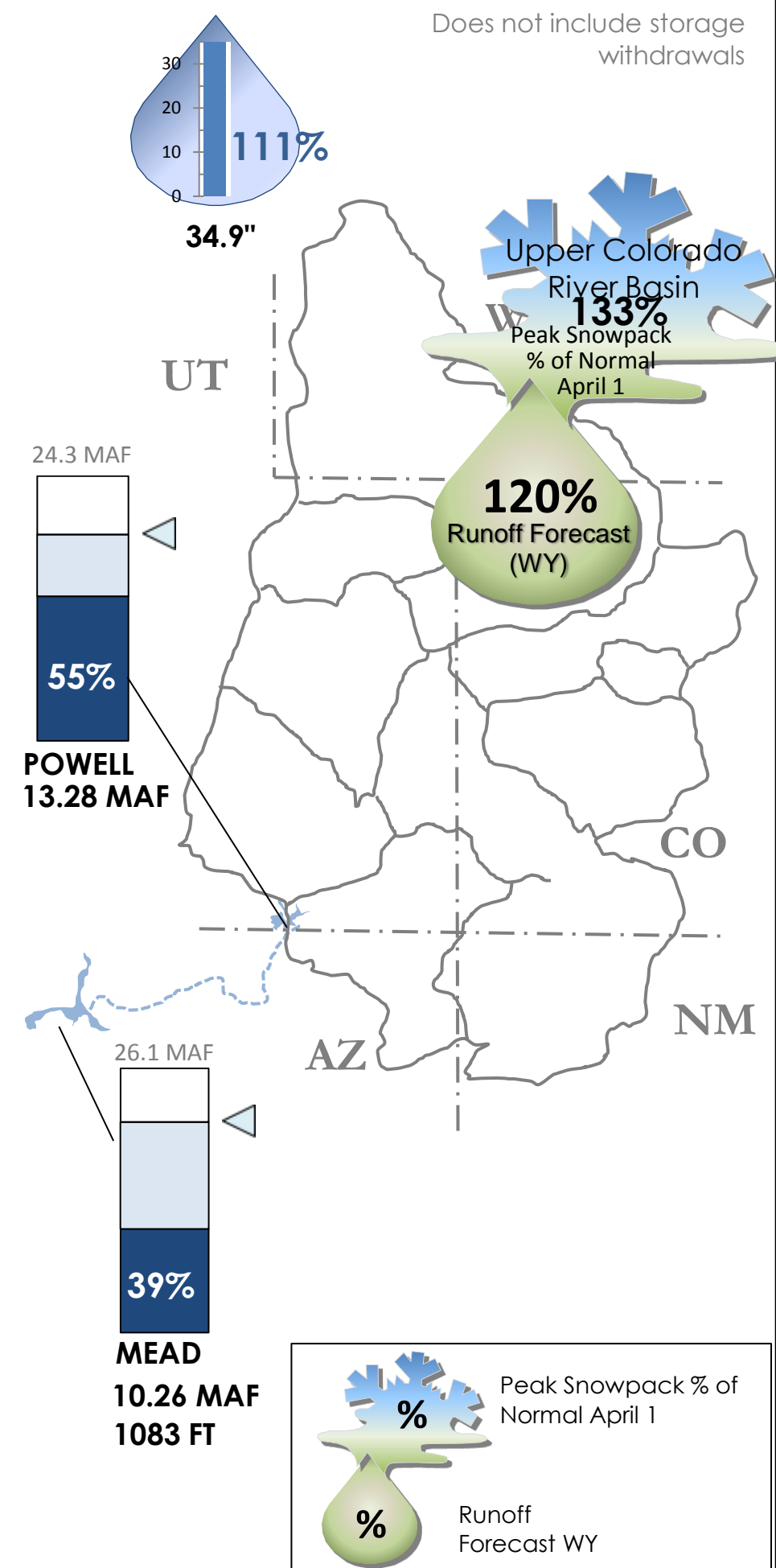
As of: 09/30/2019

2019 Colorado River

925,336 AF

74% of full CRA

Does not include storage withdrawals



Turn page for more CRA Data

Flip Over for SWP

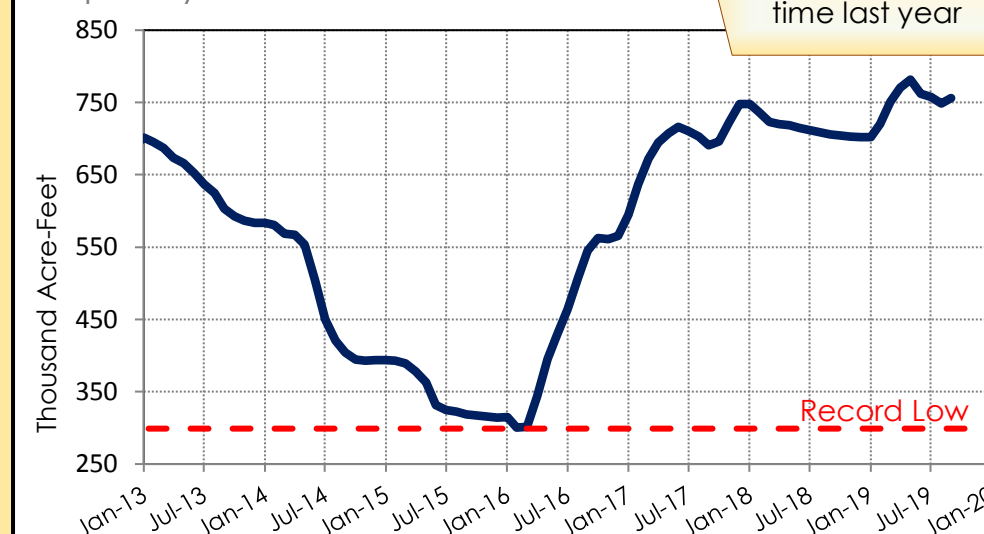
Highlights

- ◆ Northern Sierra snowpack peaked at 163% of April 1 normal
- ◆ Sacramento River Runoff forecast is 137% of normal
- ◆ Snowpack in the Upper Colorado River Basin peaked at 133% of April 1 normal
- ◆ Lake Powell inflow is 120% of normal

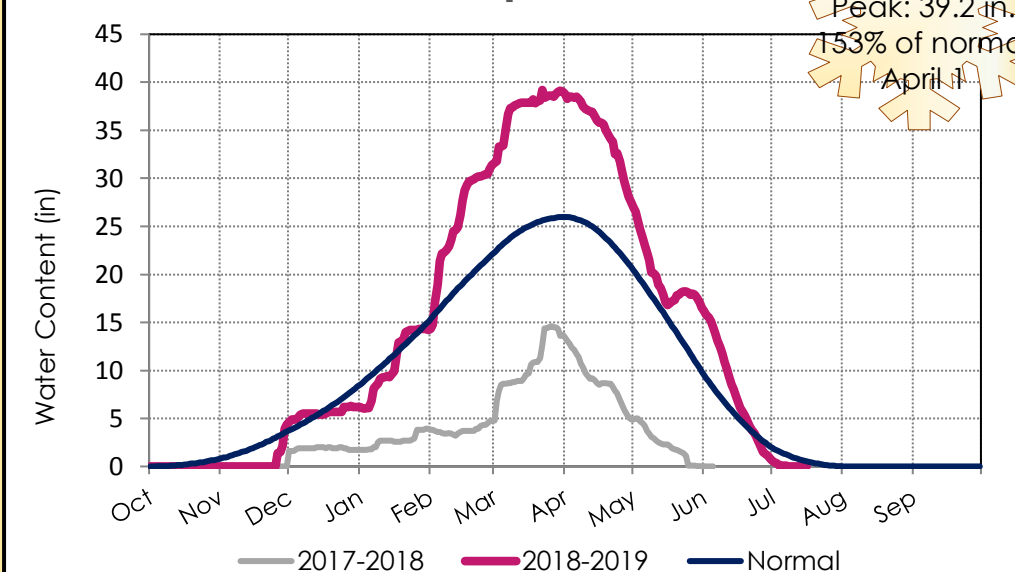
Diamond Valley Lake Storage

Capacity: 810 TAF

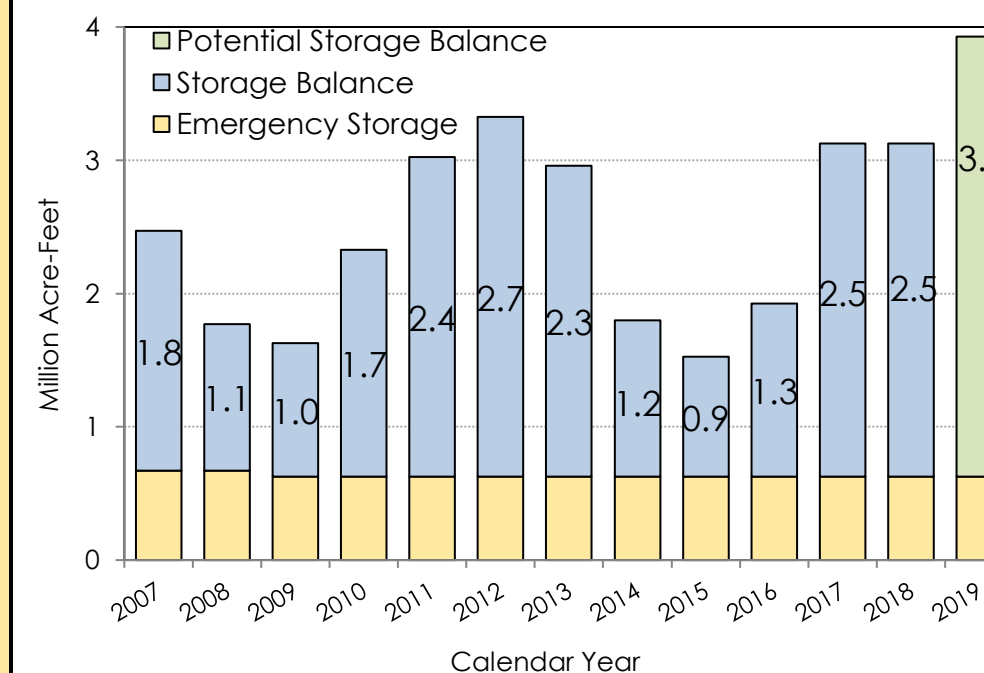
50 TAF more in storage than this time last year



Southern Sierra Snowpack



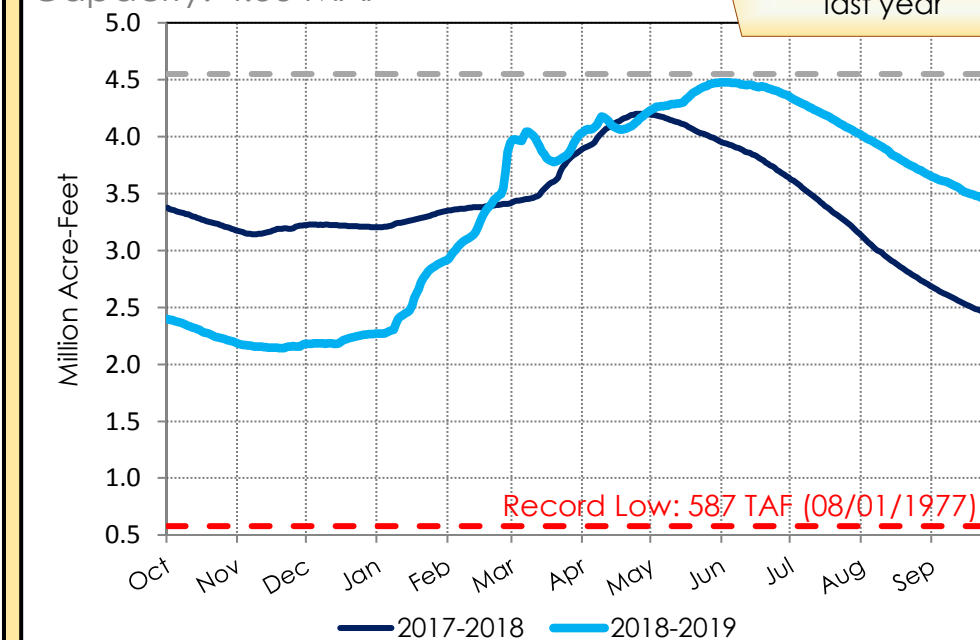
MWD Storage Reserve Levels



Lake Shasta Reservoir Storage

Capacity: 4.55 MAF

1.02 MAF more in storage than this time last year



This report is produced by the Water Resource Management Group and contains information from various federal, state, and local agencies. The Metropolitan Water District of Southern California cannot guarantee the accuracy or completeness of this information. Readers should refer to the relevant state, federal, and local agencies for additional or for the most up to date water supply information. Reservoirs, lakes, aqueducts, maps, watersheds, and all other visual representations on this report are not drawn to scale.

<http://www.mwdh2o.com/WSCR>

This report is best printed double sided on legal size paper (8.5" x 14"), double sided on the short edge, and folded in quarters.



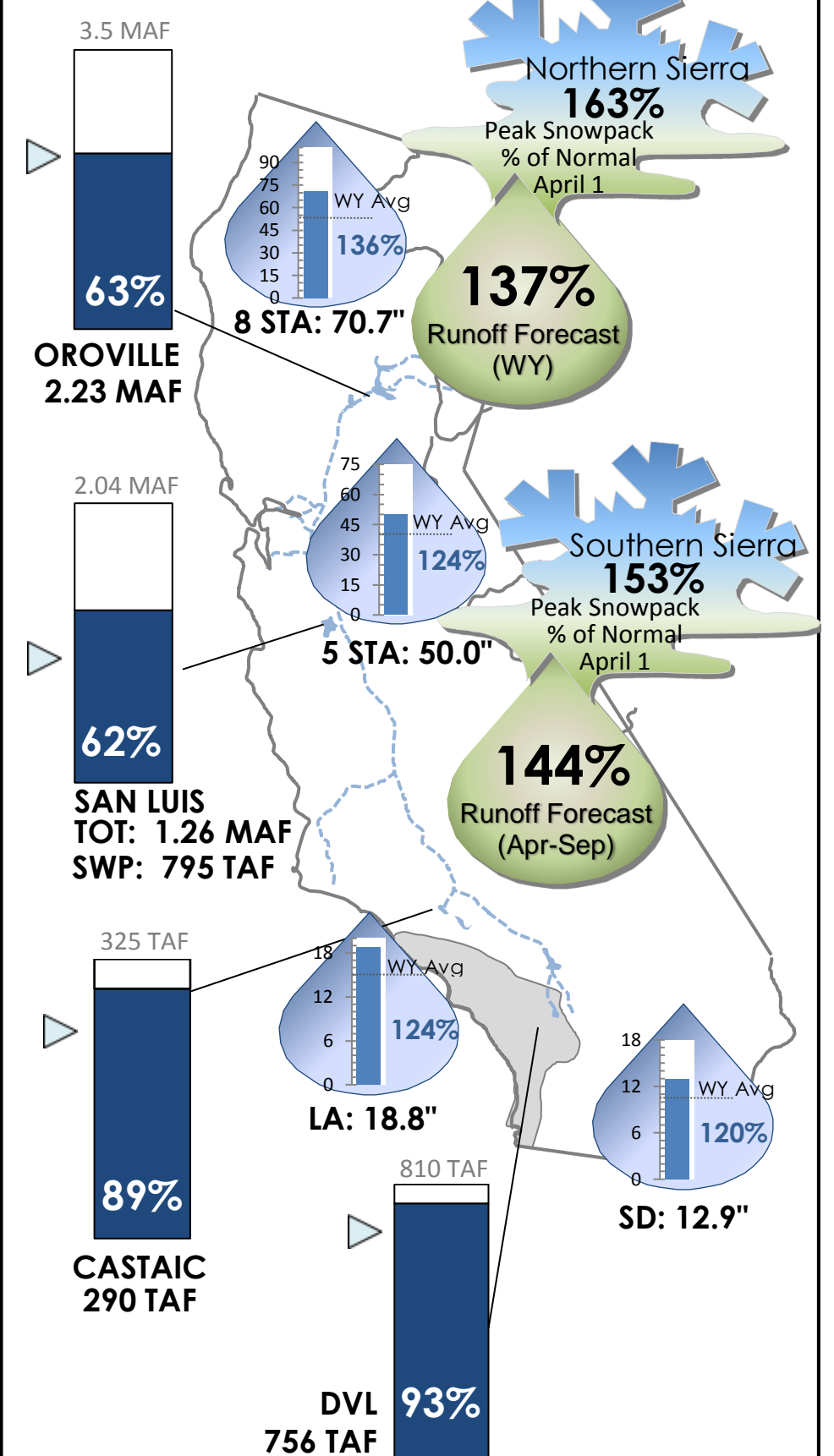
Water Supply Conditions Report

As of: 09/30/2019

2019 SWP Allocation

1,433,625 AF

75% of Table A



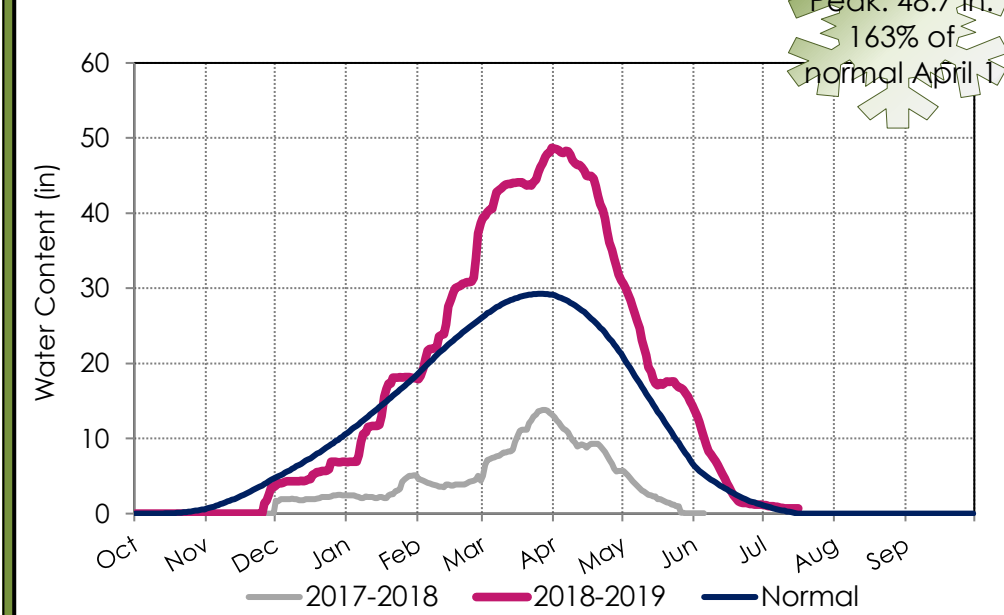
Flip Over for CRA Data

Turn page for more SWP Data

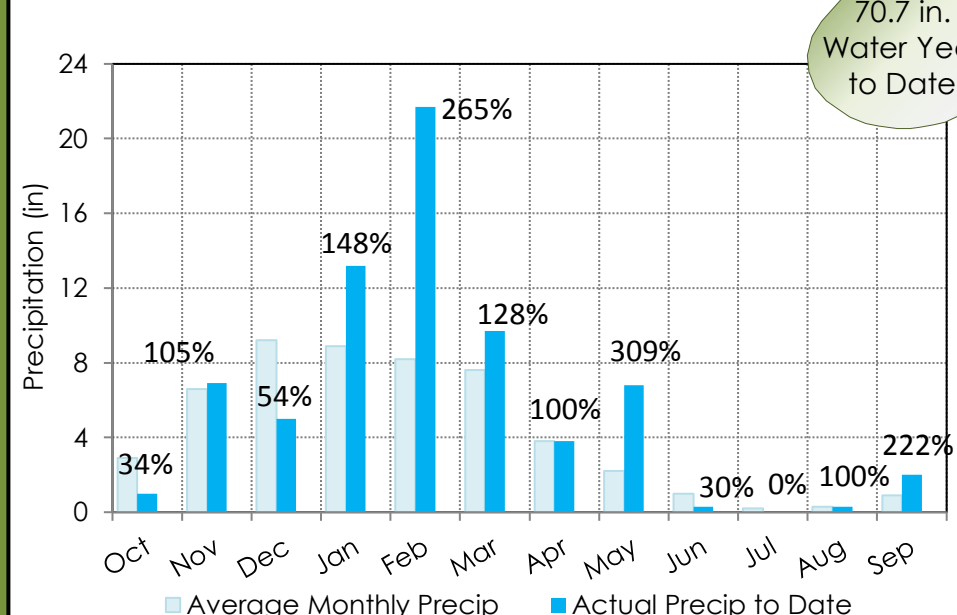
As of: 09/30/2019

State Water Project Resources

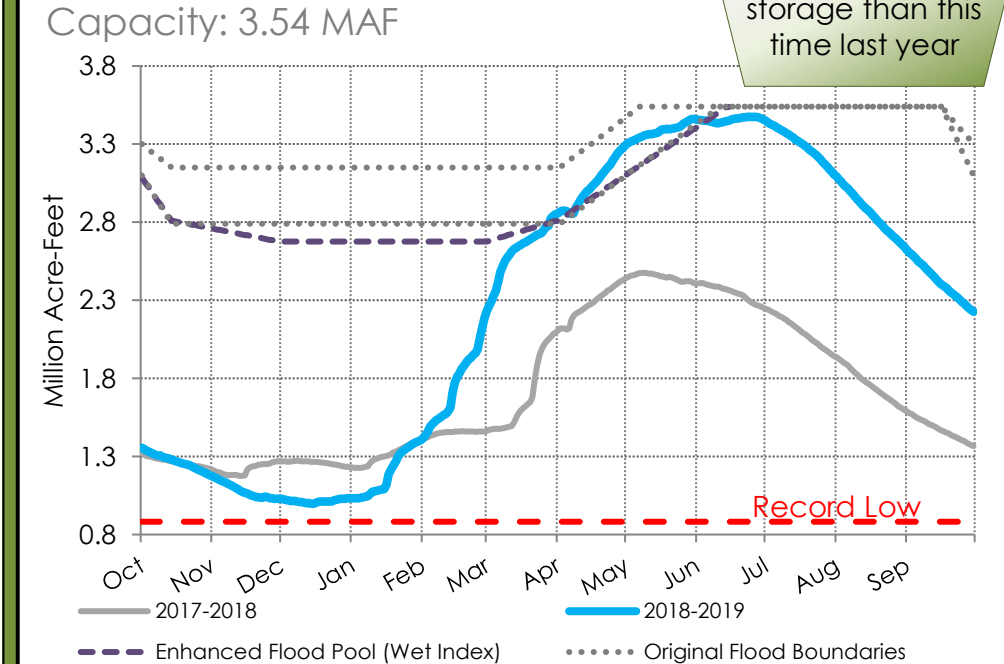
Northern Sierra Snowpack



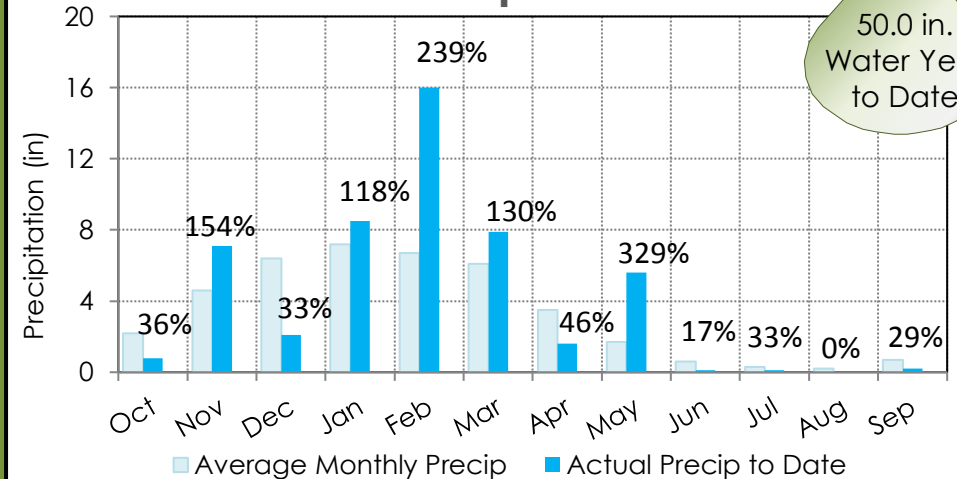
8 Station Index Precip



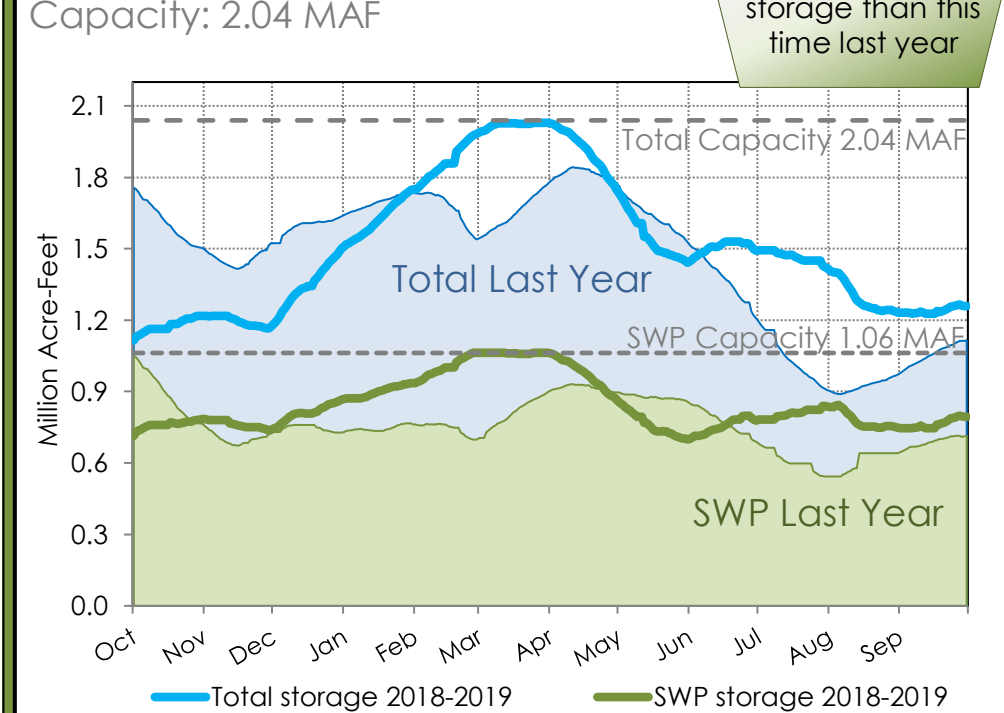
Oroville Reservoir Storage



5 Station Index Precip



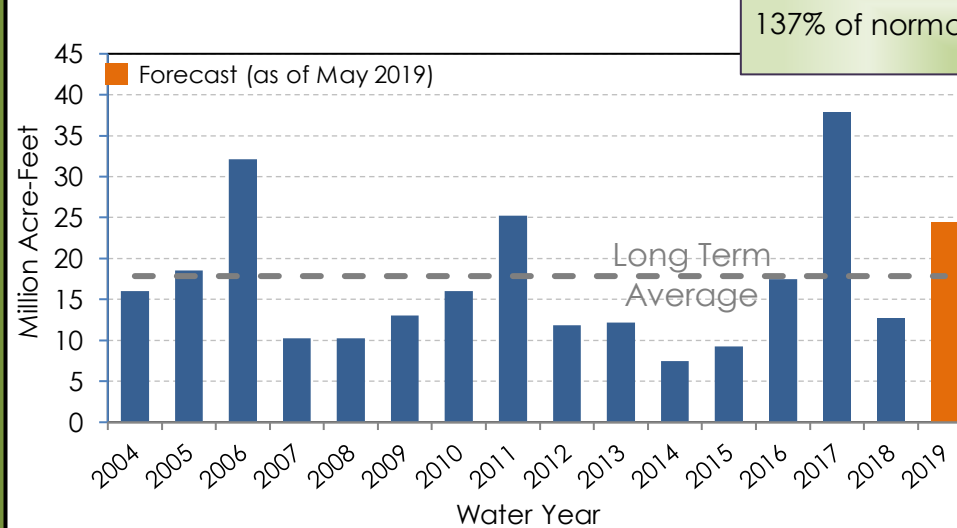
San Luis Reservoir Storage



Other SWP Contract Supplies for 2019 (AF)

Article 21	65,000
Carryover	93,000

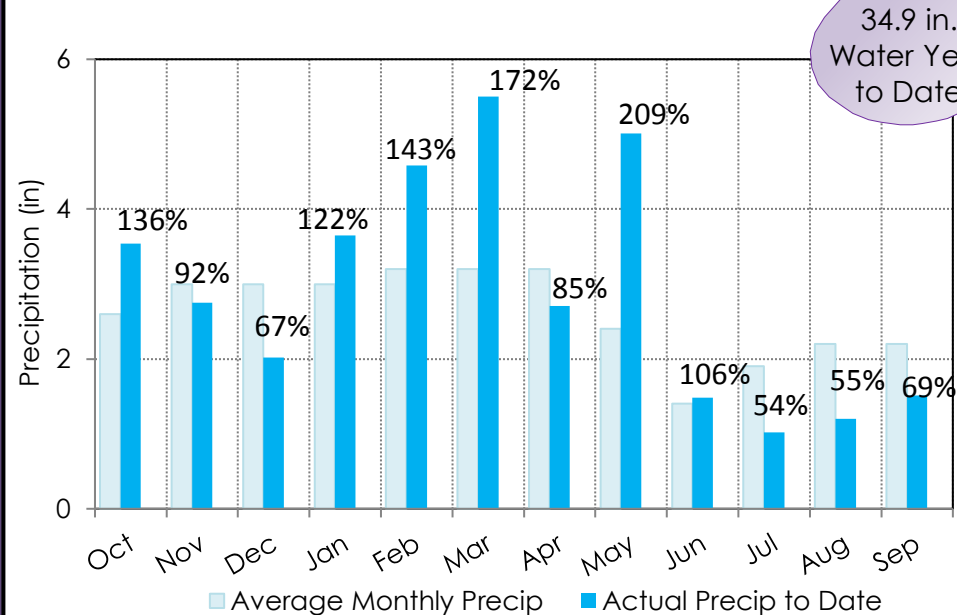
Sacramento River Runoff



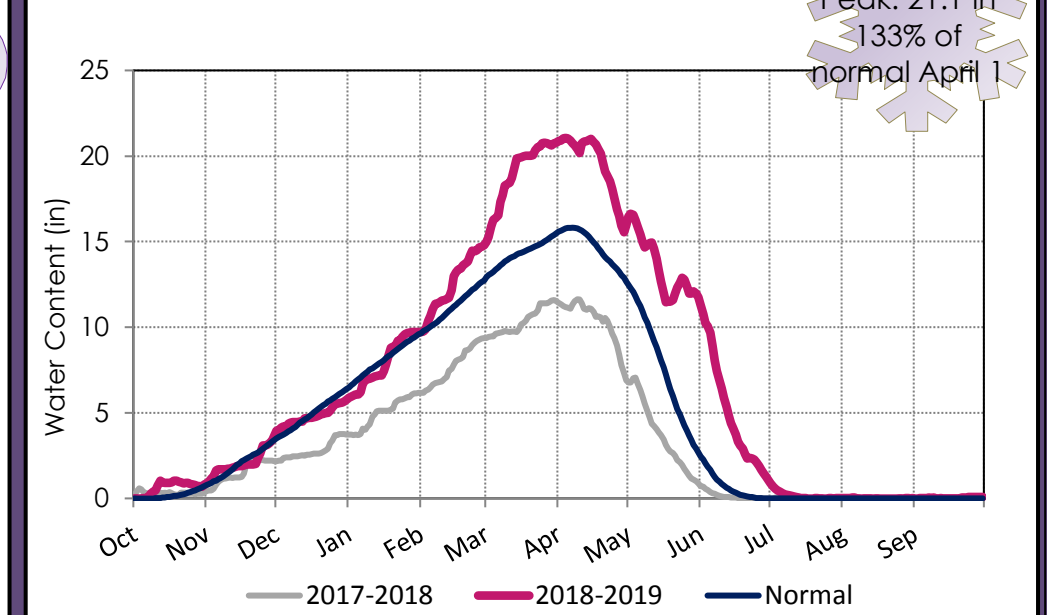
Colorado River Resources

As of: 09/30/2019

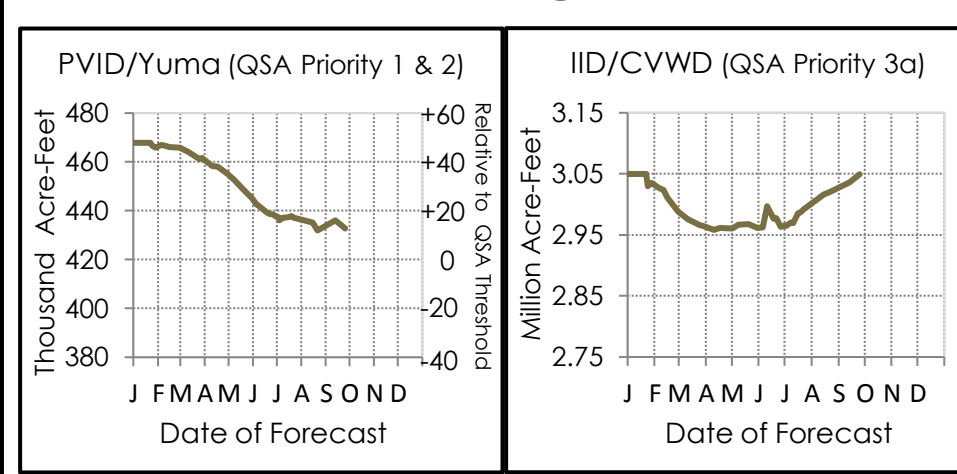
Upper Colorado Basin Precip



Upper Colorado Basin Snowpack



2019 Colorado River Ag Use

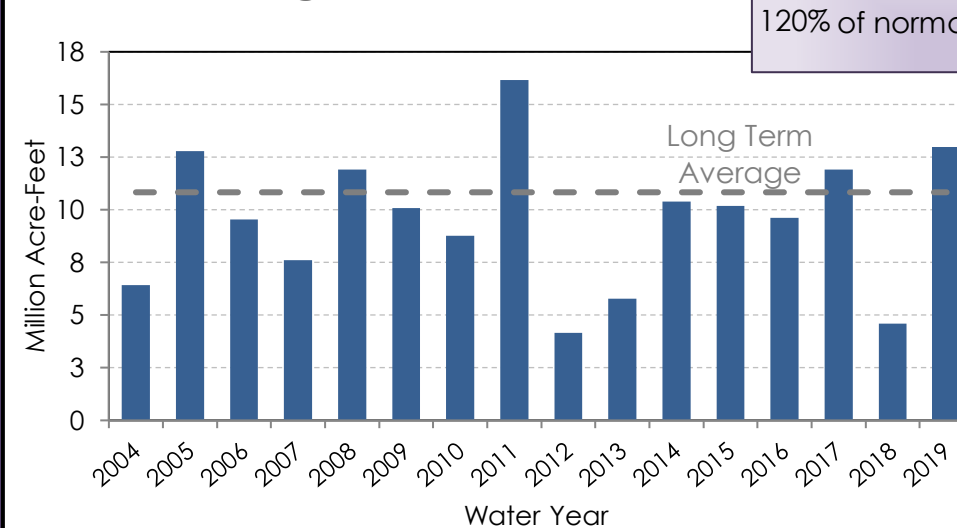


Lake Mead Shortage/Surplus Outlook

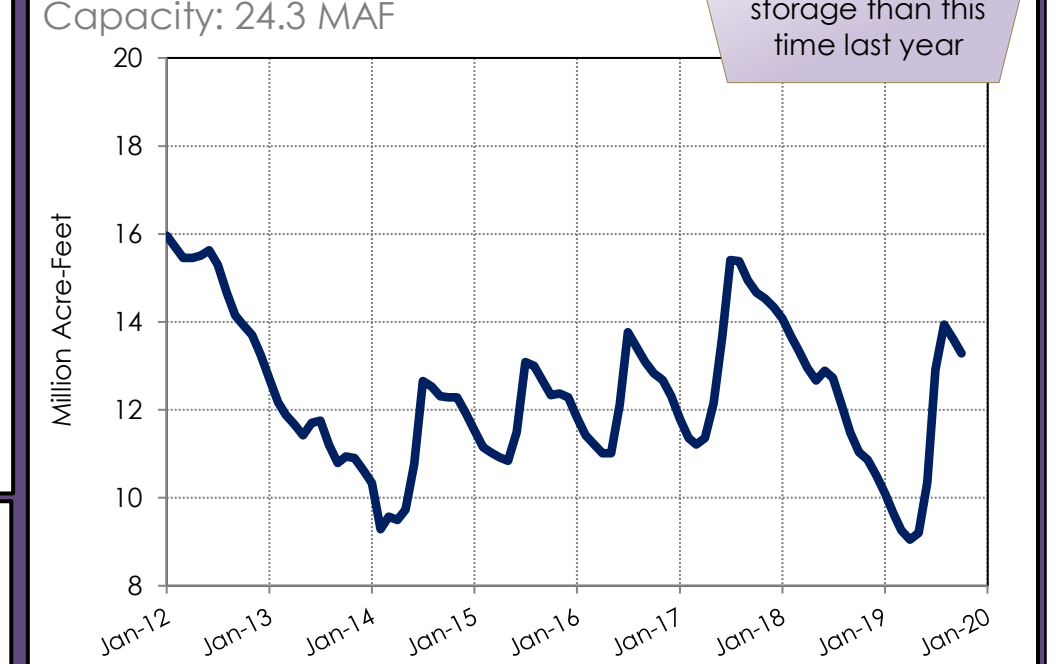
	2020	2021	2022	2023	2024
Shortage	0%	4%	24%	37%	43%
Surplus	0%	0%	7%	12%	19%

Likelihood based on results from the August 2019 CRSS model run. Includes DCP Contributions.

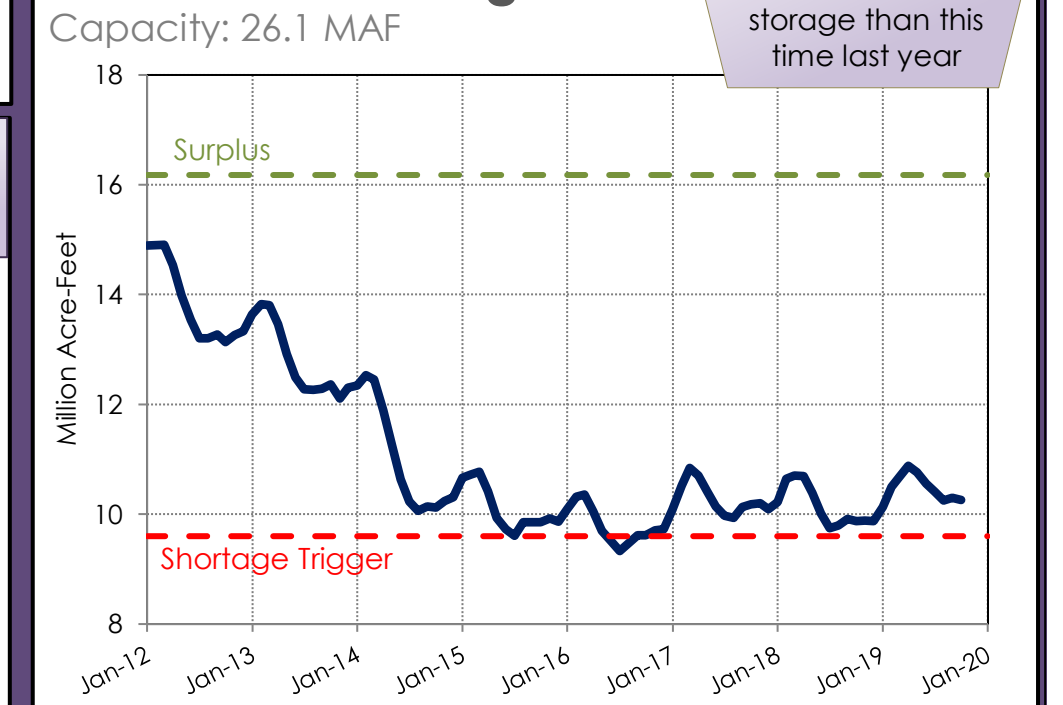
Powell Unregulated Inflow



Lake Powell Storage



Lake Mead Storage



Ventura County Waterworks - District No.1				
Production Summary Report for				
Aug-19				
DISTRICT 1	Local		Purchases	Total Prod.
	Pumped	In-Lieu		
Division 1				
Well 20	62.0			
Div. 1 Total	62.0		639.3	701.3
Division 2			49.5	49.5
Div. 2 Total	0.0		49.5	49.5
Division 3				
Well 15	79.3		85.9	165.1
Div. 3 Total	79.3		85.9	165.1
Division 4				
Well 95	26.2			
Well 97	0.0			
Well 98	78.2		41.4	119.6
Div. 4 Total	104.4	0.0	41.4	145.8
TOTAL DIST. 1 (AF)	245.7	0.0	816.0	1061.7
Ventura County Waterworks - District No.19				
Production Summary Report for				
Aug-19				
DISTRICT 19	Local		Purchases	Total Prod.
	Pumped	In Lieu (GCC)		
Well 2	98.9			
Well 3	97.8			
Well 4	35.9			
TOTAL DIST. 19 (AF)	232.5	0.0	34.9	267.4

WATER PRODUCTION REPORT (AF)										Allocations (AF)		USED	Available	
VCWWD #19										GMA	1,844.149	457.1	75.2%	2019
May-19										TEA (1/1-6/30/19)	922.075	457.1	50.4%	464.975
										TEA (7/1-12/31/19)	922.075	0.0	100.0%	922.075
										TIER I	957.2	143.0	814.2	814.2
										TIER II		0.0		
LOCAL														
	2009	2010	2011	2012	2013	2014	2015	2016	2017	2018	2019	2020	LOCAL	
JAN	113.0	86.4	102.4	172.7	139.7	162.8	130.0	29.6	37.7	104.9	55.5		JAN	FY09-10 1,879.8
FEB	78.0	57.8	89.2	192.7	145.6	145.4	143.8	108.4	40.2	59.9	41.9		FEB	FY10-11 2,286.3
MAR	169.1	104.7	87.1	153.6	198.9	125.1	201.3	75.1	98.2	27.7	74.1		MAR	FY11-12 2,698.1
APR	259.1	102.0	174.7	96.8	202.1	169.3	238.9	137.6	181.9	100.0	149.8		APR	FY12-13 2,623.5
MAY	260.3	129.7	265.4	248.1	205.5	175.6	206.8	174.1	203.5	100.6	135.8		MAY	FY13-14 2,062.4
JUN	245.5	241.2	293.1	310.9	195.4	181.3	208.3	203.7	195.8	113.1			JUN	FY14-15 2,014.7
JUL	263.2	306.9	391.7	331.9	189.1	164.7	178.5	226.1	195.4	183.8			JUL	FY15-16 1,518.8
AUG	265.0	340.7	335.5	364.3	195.8	105.1	222.1	190.4	216.7	213.8			AUG	FY16-17 1,791.3
SEPT	251.8	228.6	284.3	317.9	179.2	165.3	187.7	203.4	209.9	195.4			SEPT	FY17-18 1,591.5
OCT	171.5	159.7	209.2	283.8	193.5	199.7	158.9	177.6	208.4	209.4			OCT	FY18-19 1,525.2
NOV	121.5	146.9	113.9	182.8	167.2	199.6	13.6	142.0	170.5	175.6			NOV	FY19-20
DEC	85.0	91.6	188.7	55.6	178.1	51.2	29.5	94.5	84.4	90.1			DEC	FY20-21
	2283.0	1996.2	2535.2	2711.1	2190.1	1845.1	1919.4	1762.5	1842.6	1574.3	457.1	0.0		
IMPORTED														
	2009	2010	2011	2012	2013	2014	2015	2016	2017	2018	2019	2020	IMPORTED	
JAN	74.6	32.4	31.7	0.8	0.0	70.8	1.1	28.5	0.0	37.8	21.2		JAN	FY09-10 1,063.7
FEB	12.6	0.4	43.8	0.9	4.1	26.9	1.6	8.0	0.0	116.7	13.6		FEB	FY10-11 287.5
MAR	6.2	53.5	0.0	1.7	15.2	31.7	22.5	22.1	0.0	45.6	18.4		MAR	FY11-12 174.7
APR	72.3	34.2	7.0	1.0	46.9	70.6	21.9	10.2	0.0	83.9	54.4		APR	FY12-13 310.0
MAY	106.1	204.9	-0.1	45.1	98.4	130.5	12.8	2.1	0.0	113.9	35.4		MAY	FY13-14 981.5
JUN	83.4	83.3	0.0	16.5	114.2	104.8	18.5	8.9	51.1	134.1			JUN	FY14-15 639.7
JUL	171.8	60.2	0.0	13.9	116.4	151.6	88.9	26.3	58.9	133.1			JUL	FY15-16 765.9
AUG	135.6	36.5	57.1	14.0	127.6	193.9	94.9	65.6	51.8	107.5			AUG	FY16-17 223.3
SEPT	128.3	118.1	19.9	3.1	132.4	122.1	79.9	44.8	38.1	64.3			SEPT	FY17-18 899.4
OCT	53.9	-23.9	5.3	0.2	92.3	84.4	116.0	34.9	45.8	39.2			OCT	FY18-19 516.5
NOV	136.7	14.3	26.4	0.0	39.7	9.3	170.8	0.6	25.6	19.2			NOV	FY19-20
DEC	28.6	-0.1	0.0	0.0	37.8	0.0	135.6	0.0	147.2	10.2			DEC	FY20-21
	1010.1	613.8	191.1	97.2	825.0	996.6	764.5	252.0	418.5	905.5	143.0	0.0		
TOTAL														
	2009	2010	2011	2012	2013	2014	2015	2016	2017	2018	2019	2020	TOTAL	
JAN	187.6	118.8	134.1	173.5	139.7	233.6	131.1	58.1	37.7	142.7	76.7		JAN	FY09-10 2,943.5
FEB	90.6	58.2	133.0	193.6	149.7	172.3	145.4	116.4	40.2	176.6	55.5		FEB	FY10-11 2,573.8
MAR	175.3	158.2	87.1	155.3	214.1	156.8	223.8	97.2	98.2	73.3	92.5		MAR	FY11-12 2,872.8
APR	331.4	136.2	181.7	97.8	249.0	239.9	260.8	147.8	181.9	183.9	204.2		APR	FY12-13 2,933.5
MAY	366.4	334.6	265.3	293.2	303.9	306.1	219.6	176.2	203.5	214.5	171.2		MAY	FY13-14 3,043.9
JUN	328.9	324.5	293.1	327.4	309.6	286.1	226.8	212.6	246.9	247.2			JUN	FY14-15 2,654.4
JUL	435.0	367.1	391.7	345.8	305.5	316.3	267.4	252.4	254.3	316.9			JUL	FY15-16 2,284.7
AUG	400.6	377.2	392.6	378.3	323.4	299.0	317.0	256.0	268.5	321.3			AUG	FY16-17 2,014.6
SEPT	380.1	346.7	304.2	321.0	311.6	287.4	267.6	248.2	248.0	259.7			SEPT	FY17-18 2,490.9
OCT	225.4	135.8	214.5	284.0	285.8	284.1	274.9	212.5	254.2	248.6			OCT	FY18-19 2,041.7
NOV	258.2	161.2	140.3	182.8	206.9	208.9	184.4	142.6	196.1	194.8			NOV	FY19-20
DEC	113.6	91.5	188.7	55.6	215.9	51.2	165.1	94.5	231.6	100.3			DEC	FY20-21
	3293.1	2610.0	2726.3	2808.3	3015.1	2841.7	2683.9	2014.5	2261.1	2479.8	600.1	0.0		

System Maintenance, Repairs & Replacement	FY19 Adopted Budget	FY19 Actuals	FY20 Adopted Budget
2101	\$7.0	\$0.0	\$7.0
Equipment Maintenance			
California Mechanical-Generator maint.	\$7.0	\$0.0	\$7.0
2102	\$142.0	\$349.6	\$165.0
Equipment Maintenance Contracts			
Electrical	\$25.0	\$79.5	\$25.0
Emergency Repair	\$45.0	\$9.4	\$45.0
Fence	\$0.0	\$2.7	\$0.0
General Maintenance	\$0.0	\$7.8	\$58.0
Instrumentation	\$15.0	\$15.7	\$0.0
Others	\$0.0	\$9.6	\$2.0
PLC Replacements/Reprogramming	\$10.0	\$0.0	\$0.0
Pump Repairs	\$35.0	\$211.3	\$35.0
Radio Replacement	\$0.0	\$0.0	\$0.0
SCADA Integration & Troubleshooting	\$12.0	\$10.5	\$0.0
Welding	\$0.0	\$3.1	\$0.0
2104	\$124.0	\$177.1	\$136.0
Maintenance Supplies And Parts			
CLA Valve Parts	\$12.0	\$30.8	\$14.0
Construction Materials	\$25.0	\$81.2	\$25.0
Meter Box Covers for MXUs	\$0.0	\$3.7	\$0.0
Others	\$2.0	\$7.6	\$7.0
Pipe Materials	\$10.0	\$22.6	\$15.0
SCADA Radio Replacements	\$10.0	\$0.0	\$0.0
SCADA Server Upgrade & License Upgrade	\$0.0	(\$2.6)	\$0.0
Valves	\$15.0	\$0.0	\$35.0
WATER SYSTEM MAIN SUPPLY	\$0.0	\$33.7	\$0.0
Water Treatment Chemicals	\$50.0	\$0.0	\$40.0
2116	\$0.0	\$2.0	\$0.0
Other Maintenance ISF			
Other Maintenance ISF	\$0.0	\$2.0	\$0.0
2183	\$10.0	\$0.0	\$0.0
Engineering And Technical Surveys			
Maps Update	\$10.0	\$0.0	\$0.0
2231	\$5.8	\$8.6	\$5.8
Rent And Leases Equipment Noncounty Owned			
Equipment Rentals	\$5.8	\$8.6	\$5.8
2264	\$90.0	\$54.8	\$57.0
Minor Equipment			
Miscellaneous small tools	\$12.0	\$0.0	\$57.0
SMALL TOOLS AND INSTRUMENTS	\$1.0	\$0.0	\$0.0
WATER METER PURCHASES	\$77.0	\$54.8	\$0.0
Grand Total	\$378.8	\$592.1	\$370.8

OPERATION & MAINTENANCE

CODE	FMS NAME	EXP DESCRIP	FY19 Adopted Budget	FY19 Actuals	FY20 Adopted Budget
2032	Voice Data Isf	VOICE/DATA - ISF	\$8.8	\$4.4	\$4.4
2102	Equipment Maintenance Contracts	Utility Billing System Maintenance	\$8.3	\$0.0	\$8.1
2159	Miscellaneous Expense	Collections, Bad Debts & Misc.	\$1.0	\$2.0	\$1.0
2162	Printing And Binding Non Isf	Mailing Customer Bills	\$1.0	\$0.6	\$1.0
2164	Mail Center Isf	Mailing Customer Bills	\$5.3	\$5.5	\$5.9
2165	Purchasing Charges Isf	Requisition Processing Fee	\$9.7	\$9.6	\$8.2
2166	Graphics Charges Isf	Printing of Customer Notices	\$6.0	\$6.1	\$6.5
2168	Stores ISF	Stores ISF		\$0.7	\$0.0
2183	Engineering And Technical Surveys	Master Plan Update	\$25.0	\$0.0	\$0.0
		SCADA Integration	\$5.0	\$0.0	\$0.0
2184	Refuse Disposal	Refuse Disposal		\$0.7	\$0.0
2188	Lab Services	Pat Chem & FGL	\$14.0	\$7.8	\$14.0
2191	Collection And Billing Services	Collection Agencies	\$3.4	\$1.6	\$1.7
2199	Other Professional And Specialized Services Non Isf	CCR's	\$4.0	\$0.0	\$0.0
		Others	\$0.0	\$0.0	\$24.0
		Reservoir Inspections	\$20.0		\$0.0
		SCADA Reporting	\$0.0	\$0.0	\$0.0
2205	Public Works Isf Charges	O & M Labor Charges	\$692.8	\$0.0	\$0.0
		PUBLIC WORKS CHARGES	\$0.0	\$922.4	\$1,066.2
2261	Computer Equipment <5000	SCADA RTU's	\$9.0	\$0.0	\$5.0
2302	Transportation Charge ISF	TRANSPORTATION CHARGES ISF	\$0.2	\$0.2	\$0.2
2304	Transportation Work Order	TRANSPORTATION WORK ORDER	\$0.0	\$4.9	\$0.0
3611	Depreciation Expense	DEPRECIATION EXPENSE	\$341.4	\$341.5	\$341.4
2194	Software Maintenance Agreement	Software Maintenance Agreement	\$0.0	\$2.8	\$0.0
Grand Total			\$1,223.3	\$1,327.0	\$1,549.4

LOCAL WATER COST

CODE	FMS NAME	EXP DESCRIP	FY19 Adopted Budget	FY19 Actuals	FY20 Adopted Budget
2183	Engineering And Technical Surveys	Reservoir Inspections	\$0.0	\$0.0	\$55.0
2312	Water Supply Cost	GROUNDWATER EXTRACTION	\$17.6	\$19.7	\$0.0
2313	Water And Sewer System Power	Power & Lift Chg - est 1840 AF	\$480.8	\$434.8	\$550.5
Grand Total			\$498.4	\$454.5	\$605.5

COUNTY & AGENCY SVCS

CODE	FMS NAME	EXP DESCRIP	FY19 Adopted Budget	FY19 Actuals	FY20 Adopted Budget
2071	General Insurance Allocation Isf	LIABILITY & GEN INSURANCE	\$3.0	\$3.0	\$2.6
2158	Cost Allocation Plan Charges	INDIRECT COST RECOVERY	\$14.6	\$14.6	\$18.6
2185	Attorney Services	County Counsel	\$11.0	\$94.3	\$66.0
2203	County Geographical Information Systems Expense	COUNTY GIS EXPENSE	\$0.0	\$0.0	\$0.0
2204	Management And Admin Survey Isf	MGMT & ADMIN SVCS	\$128.0	\$128.0	\$116.5
2205	Public Works Isf Charges	Survey & Eng' Allocation	\$10.0	\$0.0	\$0.0
Grand Total			\$166.6	\$239.9	\$203.7

REGULATORY PERMIT COST

CODE	FMS NAME	EXP DESCRIP	FY19 Adopted Budget	FY19 Actuals	FY20 Adopted Budget
2159	Miscellaneous Expense	State Permit	\$12.0	\$17.8	\$12.0
		Conservation Program	\$5.0	\$0.0	\$5.0
		Cross Connection Fees	\$5.2	\$5.3	\$5.2
2205	Public Works Isf Charges	Real Estate Charges	\$3.2	\$0.0	\$0.0
Grand Total			\$25.4	\$23.1	\$22.2

Waterworks District #19 - SOMIS

Labor Hours Breakdown between Regular and Overtime Charges

Buyer Unit	4340	WW#19 - SOMIS		
Sum of Labor Hours		PAYTYPE		
Project Code	Project Description	Overtime	Regular	Grand Total
P6039100	Ww19 O_M	269.5	4102	4371.5
P6039130	Ww19 O_M All Wells	204.5	1095	1299.5
P6039131	Ww19O_M Well 2Booster	29.5	158	187.5
P6039132	Ww19O_M Well3Booster	4	248.5	252.5
P6039134	Ww19O_M Well4	20	324.5	344.5
P6039150	Ww19 O_M All Booster		4	4
P6039152	Ww19O_M Bs Greentree	9	182	191
P6039153	Ww 19 O_M Bs 538 Reservoir	2	2	4
P6039154	Ww19O_M Bs 860 Resv	5.5	48.5	54
P6039155	Ww19O_M Bs 1030 Resv		3	3
P6039157	Ww 19 O_M Bstr Sand Cyn	0.5	25	25.5
P6039160	Ww19 O_M Mainslines		9	9
P6039170	Ww19 O_M All Prsred	11.5	237.5	249
P6039180	Ww19 O_M All Reservoirs		18	18
P6039182	Ww19O_M Resv Greentree	4.5	478	482.5
P6039183	Ww19 O_M Balcom Can Res	1	17	18
P6039184	Ww19 O_M 104538Ft Res		10	10
P6039185	Ww19 O_M 104860Ft Res		20	20
P6039186	Ww19 O_M 1041030Ft Res		7	7
P6039400	Ww19 Special Projects		669.25	669.25
P6039406	Ww19 Engr Serv Consult		210	210
P6039408	Ww19Lab Test, Sample_Report		198	198
P6039425	Ww19 Wtr Consrvtm Prgm		421.5	421.5
P6039503	Wtr Facilities Verification		346	346
P6039504	Ww19Citrus Hills Pm5508		0.5	0.5
Grand Total		561.5	8834.25	9395.75
		6.0%	94.0%	

Waterworks District #19 - SOMIS

Labor Cost Breakdown between Regular and Overtime Charges

Buyer Unit 4340

Sum of Labor Cost		PAYTYPE		
Project Code	Project Description	Overtime	Regular	Grand Total
P6039100	Ww19 O_M	\$25,362	\$361,526	\$386,888
P6039130	Ww19 O_M All Wells	\$20,280	\$77,225	\$97,505
P6039131	Ww19O_M Well 2Booster	\$3,510	\$13,590	\$17,100
P6039132	Ww19O_M Well3Booster	\$567	\$20,412	\$20,978
P6039134	Ww19O_M Well4	\$1,928	\$25,520	\$27,448
P6039150	Ww19 O_M All Booster		\$297	\$297
P6039152	Ww19O_M Bs Greentree	\$987	\$15,082	\$16,069
P6039153	Ww 19 O_M Bs 538 Reservoir	\$181	\$149	\$329
P6039154	Ww19O_M Bs 860 Resv	\$699	\$3,646	\$4,345
P6039155	Ww19O_M Bs 1030 Resv		\$223	\$223
P6039157	Ww 19 O_M Bstr Sand Cyn	\$45	\$1,753	\$1,798
P6039160	Ww19 O_M Mainslines		\$481	\$481
P6039170	Ww19 O_M All Prsred	\$1,303	\$16,945	\$18,248
P6039180	Ww19 O_M All Reservoirs		\$1,481	\$1,481
P6039182	Ww19O_M Resv Greentree	\$377	\$35,205	\$35,582
P6039183	Ww19 O_M Balcom Can Res	\$122	\$1,287	\$1,409
P6039184	Ww19 O_M 104538Ft Res		\$926	\$926
P6039185	Ww19 O_M 104860Ft Res		\$1,617	\$1,617
P6039186	Ww19 O_M 1041030Ft Res		\$520	\$520
P6039400	Ww19 Special Projects		\$86,486	\$86,486
P6039406	Ww19 Engr Serv Consult		\$31,045	\$31,045
P6039408	Ww19Lab Test, Sample_Report		\$18,780	\$18,780
P6039425	Ww19 Wtr Consvrtn Prgm		\$52,417	\$52,417
P6039503	Wtr Facilities Verification		\$51,182	\$51,182
P6039504	Ww19Citrus Hills Pm5508		\$35	\$35
Grand Total		\$55,360	\$817,830	\$873,190
		6.3%	93.7%	

WW#19 Labor Distribution of Labor Cost - Comparison between Fiscal Years

Sum of Charge Amount		FY			
PROGRAM COI	Program Name	Description	2017	2018	2019
P6039100	WW19 O_M	ADMINISTRATION	\$2,094	\$24,797	\$18,337
		AIR VAC REPAIR AND REPLACEMENT		\$23,582	\$1,821
		AMR METER MAINT CALIBRATION	\$6,968	\$4,389	\$12,177
		CAPITAL CONSTR PROJ		\$239	
		CROSS CONN CONTRL	\$4,226	\$291	\$166
		CUSTOMER ACCOUNT ACTIVITY	\$10,511	\$14,282	\$10,023
		CUSTOMER SERVICE	\$7,155	\$4,663	\$7,405
		EROSION CONTROL			\$149
		FIRE FLOW TESTING	\$1,605	\$3,389	\$937
		FIRE HYDRANT AND BLOW OFF MAINT	\$9,121	\$11,623	\$4,018
		HYDRAULIC VALVE MAINTENANCE	\$13,619	\$9,705	\$3,249
		IN SHOP METER MAINTENANCE			\$107
		LINE LOCATIONS	\$14,468	\$9,356	\$15,607
		MEETINGS CONFERENCES		\$103	\$206
		METER BOX MAINTENANCE		\$312	
		METER READING AND READING ADMIN	\$20,561	\$19,014	\$17,922
		METER REPLACEMENT	\$3,435	\$2,719	\$2,906
		NEW METER INSTALLATION		\$611	\$128
		PUMP AND LIFT STATION MAINT	\$1,144	\$948	\$348
		PUMP AND LIFT STATION REPAIR	\$1,627		\$599
		RESERVOIR MAINTENANCE	\$104		\$603
		ROUTINE OFFICE	\$6,177	\$10,034	\$11,619
		SCADA SYSTEM MAINT AND REPAIR	\$2,617	\$1,833	\$2,236
		SCADA SYSTEM UPGRADE	\$7,073	\$1,006	\$610
		SERVICE REPLACEMENT	\$22,768	\$23,083	\$36,938
		SITE MAINT AND WEED ABATE	\$4,262	\$784	\$265
		SPECIAL STUDIES			\$3,063
		STANDBY GEN PUMP INSPEC AND TEST	\$5,128	\$5,484	\$3,888
		SUPERVISION	\$57,049	\$83,650	\$90,620
		SYSTEM EMERGENCIES	\$660	\$1,937	\$1,184
		SYSTEM FLUSHING	\$12,544	\$7,523	\$8,459

Major Program (Multiple Items)

WW#19 Labor Distribution of Labor Cost - Comparison between Fiscal Years

Sum of Charge Amount		FY			
PROGRAM COI	Program Name	Description	2017	2018	2019
	WW19 O_M	SYSTEM OPERATION	\$70,723	\$50,782	\$62,376
		TECHNICAL SERVICES			\$1,043
		TRAINING		\$846	\$331
		VALVE MAINTENANCE	\$26,524	\$39,084	\$201
		VALVE REPAIR AND REPLACEMENT	\$2,413	\$9,439	\$20,819
		VEHICLE EQUIPMENT MAINTENANCE			\$135
		WASTEWATER PLANT OPERATIONS	\$52		\$27
		WATER AND WASTEWATER SAMPLING			\$1,058
		WATER AND WASTEWATER TESTING	\$35		
		WATER AUDIT CONSERVATION	\$4,475	\$135	
		WATER LEAK REPAIR	\$88,591	\$8,614	\$39,461
		WATER QUALITY RESOLUTION	\$2,116	\$518	\$74
		WELL MAINTENANCE	\$763	\$203	
		WELL OPERATION	\$2,419	\$5,727	\$2,985
		WELL REPAIR	\$242		
	WW19 O_M Total		\$413,270	\$380,704	\$384,095

WW#19 Labor Distribution of Labor Cost - Comparison between Fiscal Years

Sum of Charge Amount		FY			
PROGRAM COI	Program Name	Description	2017	2018	2019
P6039130	WW19 O_M ALL WELLS	CHEMICAL SYSTEM MAINTENANCE	\$139	\$2,440	
		HYDRAULIC VALVE MAINTENANCE		\$1,368	\$1,405
		LABORATORY AND REGULATORY RPTS		\$211	
		METER REPLACEMENT		\$338	
		PUMP AND LIFT STATION MAINT			\$132
		RESERVOIR MAINTENANCE	\$612		
		ROUTINE OFFICE	\$3,857	\$4,983	\$4,906
		SCADA SYSTEM MAINT AND REPAIR	\$365		
		SITE MAINT AND WEED ABATE	\$173	\$751	\$1,076
		STANDBY GEN PUMP INSPEC AND TEST		\$338	\$1,059
		SYSTEM OPERATION	\$277	\$474	\$331
		TECHNICAL SERVICES	\$115		
		TRAINING	\$273		
		WATER AND WASTEWATER SAMPLING		\$349	\$452
		WATER AND WASTEWATER TESTING	\$17	\$1,080	\$371
		WELL MAINTENANCE	\$6,291	\$8,887	\$5,413
		WELL OPERATION	\$88,995	\$56,536	\$81,304
	WW19 O_M ALL WELLS Total		\$101,114	\$77,754	\$96,450

Major Program (Multiple Items)

WW#19 Labor Distribution of Labor Cost - Comparison between Fiscal Years

Sum of Charge Amount

FY

PROGRAM COI Program Name

Description

2017

2018

2019

P6039131	WW190_M WELL 2BOOSTER	CHEMICAL SYSTEM MAINTENANCE	\$4,873	\$872	\$4,216
		HYDRAULIC VALVE MAINTENANCE	\$399	\$2,085	\$1,022
		MEETINGS CONFERENCES		\$309	
		PUMP AND LIFT STATION MAINT	\$603	\$206	\$201
		PUMP AND LIFT STATION REPAIR		\$513	\$244
		SCADA SYSTEM MAINT AND REPAIR	\$448		
		SITE MAINT AND WEED ABATE		\$638	\$149
		STANDBY GEN PUMP INSPEC AND TEST		\$406	
		WATER AND WASTEWATER SAMPLING			\$341
		WATER AND WASTEWATER TESTING			\$366
		WELL MAINTENANCE	\$987	\$1,159	\$3,065
		WELL OPERATION	\$1,210	\$303	\$3,569
		WELL REPAIR	\$2,836	\$3,202	\$3,407
	WW190_M WELL 2BOOSTER Total		\$11,355	\$9,692	\$16,580

WW#19 Labor Distribution of Labor Cost - Comparison between Fiscal Years

Sum of Charge Amount

FY

PROGRAM COI Program Name

Description

2017

2018

2019

P6039132	WW19O_M WELL3BOOSTER	CHEMICAL SYSTEM MAINTENANCE	\$1,709	\$6,523	\$7,152
		HYDRAULIC VALVE MAINTENANCE		\$4,150	\$223
		PUMP AND LIFT STATION REPAIR	\$242		
		RESERVOIR MAINTENANCE			\$1,339
		SCADA SYSTEM MAINT AND REPAIR	\$391		\$1,304
		SCADA SYSTEM UPGRADE			\$427
		SITE MAINT AND WEED ABATE			\$942
		STANDBY GEN PUMP INSPEC AND TEST		\$392	
		VALVE REPAIR AND REPLACEMENT		\$737	
		WATER AND WASTEWATER SAMPLING	\$69		
		WATER AND WASTEWATER TESTING	\$206		
		WELL MAINTENANCE	\$560	\$819	\$1,709
		WELL OPERATION	\$85	\$925	\$201
		WELL REPAIR	\$162	\$5,209	\$9,243
	WW19O_M WELL3BOOSTER Total		\$3,423	\$18,756	\$22,540

WW#19 Labor Distribution of Labor Cost - Comparison between Fiscal Years

Sum of Charge Amount		FY			
PROGRAM COI	Program Name	Description	2017	2018	2019
P6039134	WW19O_M WELL4	CHEMICAL SYSTEM MAINTENANCE	\$2,056	\$3,822	\$434
		HYDRAULIC VALVE MAINTENANCE	\$1,143	\$3,465	\$319
		PUMP AND LIFT STATION MAINT	\$156	\$171	\$74
		PUMP AND LIFT STATION REPAIR	\$541	\$291	
		ROUTINE OFFICE		\$56	
		SCADA SYSTEM MAINT AND REPAIR	\$654	\$1,440	
		SCADA SYSTEM UPGRADE	\$397	\$1,213	
		SITE MAINT AND WEED ABATE	\$2,258	\$628	\$199
		STANDBY GEN PUMP INSPEC AND TEST	\$760	\$432	
		SYSTEM EMERGENCIES		\$251	
		SYSTEM OPERATION		\$135	
		VALVE MAINTENANCE		\$256	
		WATER LEAK REPAIR			\$201
		WELL MAINTENANCE	\$5,484	\$23,540	\$23,350
		WELL OPERATION	\$2,241	\$7,600	\$4,186
		WELL REPAIR	\$11,534	\$2,534	\$1,219
	WW19O_M WELL4 Total		\$27,224	\$45,836	\$29,981
P6039140	WW19 O_M ALL TURNOUTS	ROUTINE OFFICE		\$56	
		SCADA SYSTEM MAINT AND REPAIR	\$555		
		SCADA SYSTEM UPGRADE		\$239	
	WW19 O_M ALL TURNOUTS Total		\$555	\$295	
P6039150	WW19 O_M ALL BOOSTER	PUMP AND LIFT STATION MAINT		\$633	\$297
		PUMP AND LIFT STATION REPAIR		\$103	
		ROUTINE OFFICE		\$308	
	WW19 O_M ALL BOOSTER Total			\$1,044	\$297
P6039151	WW19O_M BS DONLON RD	PUMP AND LIFT STATION REPAIR	\$21,732		
	WW19O_M BS DONLON RD Total		\$21,732		

WW#19 Labor Distribution of Labor Cost - Comparison between Fiscal Years

Sum of Charge Amount

FY

PROGRAM COI Program Name

Description

2017

2018

2019

P6039152	WW19O_M BS GREENTREE	CAPITAL PROJECT SUPPORT			\$298
		HYDRAULIC VALVE MAINTENANCE	\$139	\$1,005	\$3,514
		MEETINGS CONFERENCES		\$309	\$301
		METER REPLACEMENT			\$904
		ON SITE INSPECTION			\$298
		PERMIT INSPECTION	\$190		
		PUMP AND LIFT STATION MAINT	\$698	\$342	\$446
		PUMP AND LIFT STATION REPAIR	\$698	\$405	\$2,015
		SCADA SYSTEM MAINT AND REPAIR	\$2,104		\$593
		SCADA SYSTEM UPGRADE	\$1,703		\$1,103
		SITE MAINT AND WEED ABATE		\$135	
		STANDBY GEN PUMP INSPEC AND TEST	\$598		\$155
		SYSTEM EMERGENCIES			\$885
		SYSTEM OPERATION	\$546	\$538	\$1,518
	WW19O_M BS GREENTREE Total		\$6,676	\$2,733	\$12,030
P6039153	WW 19 O_M BS 538 RESERVOIR	HYDRAULIC VALVE MAINTENANCE	\$277	\$2,216	\$149
		PUMP AND LIFT STATION MAINT	\$349	\$1,423	
		PUMP AND LIFT STATION REPAIR	\$1,687	\$1,300	
		RESERVOIR MAINTENANCE	\$346		
		SCADA SYSTEM MAINT AND REPAIR	\$197		
		SCADA SYSTEM UPGRADE	\$499		
		SITE MAINT AND WEED ABATE	\$300	\$271	
		SYSTEM OPERATION	\$309		\$181
		VALVE REPAIR AND REPLACEMENT	\$444		
	WW 19 O_M BS 538 RESERVOIR Total		\$4,408	\$5,209	\$329

WW#19 Labor Distribution of Labor Cost - Comparison between Fiscal Years

Sum of Charge Amount		FY			
PROGRAM COI	Program Name	Description	2017	2018	2019
P6039154	WW19O_M BS 860 RESV	HYDRAULIC VALVE MAINTENANCE			\$446
		PUMP AND LIFT STATION MAINT	\$150		\$627
		PUMP AND LIFT STATION REPAIR		\$7,149	\$1,866
		RESERVOIR MAINTENANCE		\$86	
		SCADA SYSTEM UPGRADE		\$358	
		SITE MAINT AND WEED ABATE		\$256	
		STANDBY GEN PUMP INSPEC AND TEST	\$50		
		SYSTEM OPERATION		\$991	\$1,405
	WW19O_M BS 860 RESV Total		\$199	\$8,840	\$4,345
P6039155	WW19O_M BS 1030 RESV	PUMP AND LIFT STATION MAINT	\$288	\$203	
		PUMP AND LIFT STATION REPAIR		\$309	
		RESERVOIR MAINTENANCE		\$206	
		SCADA SYSTEM MAINT AND REPAIR			\$223
		SITE MAINT AND WEED ABATE	\$100		
	WW19O_M BS 1030 RESV Total		\$388	\$718	\$223
P6039157	WW 19 O_M BSTR SAND CYN	HYDRAULIC VALVE MAINTENANCE	\$2,871	\$1,818	\$1,753
		PUMP AND LIFT STATION MAINT		\$110	
		PUMP AND LIFT STATION REPAIR		\$787	
		SYSTEM OPERATION	\$289	\$927	\$45
		WATER LEAK REPAIR	\$637		
	WW 19 O_M BSTR SAND CYN Total		\$3,797	\$3,642	\$1,798

WW#19 Labor Distribution of Labor Cost - Comparison between Fiscal Years

Sum of Charge Amount		FY			
PROGRAM COI	Program Name	Description	2017	2018	2019
P6039160	WW19 O_M MAINSLINES	BOUNDARY AND ROW SURVEY	\$907		
		DESIGN SURVEYING	\$4,636		
		FIELD SURVEY	\$4,302		
		PROJ MGT CONSULTANT PROJ	\$14,288		
		SURVEY ANALYSIS	\$635		
		WATER LEAK REPAIR			\$481
	WW19 O_M MAINSLINES Total		\$24,769		\$481
P6039170	WW19 O_M ALL PRSRED	HYDRAULIC VALVE MAINTENANCE	\$17,227	\$15,618	\$17,579
		PUMP AND LIFT STATION REPAIR	\$162		
		ROUTINE OFFICE	\$195		
		SCADA SYSTEM UPGRADE	\$199		
		SITE MAINT AND WEED ABATE	\$1,225	\$110	
	WW19 O_M ALL PRSRED Total		\$19,007	\$15,727	\$17,579
P6039180	WW19 O_M ALL RESERVOIRS	RESERVOIR MAINTENANCE	\$3,966		\$1,332
		SITE MAINT AND WEED ABATE			\$149
		WELL REPAIR	\$121		
	WW19 O_M ALL RESERVOIRS Total		\$4,087		\$1,481
P6039182	WW19O_M RESV GREENTREE	HYDRAULIC VALVE MAINTENANCE			\$3,645
		LINE LOCATIONS		\$171	
		PROJ MGT CONSULTANT PROJ		\$7,115	
		PUMP AND LIFT STATION MAINT	\$100		\$299
		RESERVOIR MAINTENANCE	\$8,586	\$393	\$31,039
		SCADA SYSTEM UPGRADE			\$301
		SITE MAINT AND WEED ABATE	\$616		\$149
	WW19O_M RESV GREENTREE Total		\$9,301	\$7,679	\$35,434

WW#19 Labor Distribution of Labor Cost - Comparison between Fiscal Years

Sum of Charge Amount		FY			
PROGRAM COI	Program Name	Description	2017	2018	2019
P6039183	WW19 O_M BALCOM CAN RES	HYDRAULIC VALVE MAINTENANCE			\$265
		RESERVOIR MAINTENANCE	\$2,204	\$2,079	
		SCADA SYSTEM MAINT AND REPAIR	\$698	\$135	
		SCADA SYSTEM UPGRADE		\$943	
		SYSTEM OPERATION		\$1,087	\$402
		WATER LEAK REPAIR			\$620
	WW19 O_M BALCOM CAN RES Total		\$2,902	\$4,245	\$1,287
P6039184	WW19 O_M 104538FT RES	HYDRAULIC VALVE MAINTENANCE	\$1,126		
		PROJ MGT CONSULTANT PROJ		\$4,388	
		PROPERTY OWNERSHIP RESEARCH	\$962	\$164	
		RESERVOIR MAINTENANCE	\$1,580	\$2,125	\$223
		SITE MAINT AND WEED ABATE		\$135	
		STANDBY GEN PUMP INSPEC AND TEST			\$703
		SYSTEM OPERATION	\$199	\$165	
P6039185	WW19 O_M 104538FT RES Total		\$3,866	\$6,978	\$926
	WW19 O_M 104860FT RES	HYDRAULIC VALVE MAINTENANCE	\$299	\$274	\$372
		PUMP AND LIFT STATION MAINT	\$100		
		PUMP AND LIFT STATION REPAIR		\$618	
		RESERVOIR MAINTENANCE		\$1,214	
		SCADA SYSTEM MAINT AND REPAIR	\$344		
		SITE MAINT AND WEED ABATE		\$55	
		STANDBY GEN PUMP INSPEC AND TEST	\$100		
		SYSTEM OPERATION	\$43	\$86	\$1,245
	WW19 O_M 104860FT RES Total		\$885	\$2,246	\$1,617

WW#19 Labor Distribution of Labor Cost - Comparison between Fiscal Years

Sum of Charge Amount		FY			
PROGRAM COI	Program Name	Description	2017	2018	2019
P6039186	WW19 O_M 1041030FT RES	PUMP AND LIFT STATION MAINT	\$100	\$52	
		RESERVOIR MAINTENANCE		\$3,113	\$520
		SCADA SYSTEM MAINT AND REPAIR		\$771	\$513
		SCADA SYSTEM UPGRADE	\$100		
		SITE MAINT AND WEED ABATE	\$81		
		SYSTEM OPERATION		\$670	
	WW19 O_M 1041030FT RES Total		\$280	\$4,605	\$1,033
P6039400	WW19 SPECIAL PROJECTS	DEVELOPMENT INSPECTION		\$1,474	\$5,975
		ENGINEERING SERVICES	\$2,212	\$8,350	\$25,652
		MEETINGS CONFERENCES	\$61	\$49	\$4,129
		ON SITE INSPECTION		\$737	
		PLAN CHECKING		\$164	\$194
		PROJ MGT CONSULTANT PROJ	\$49,819	\$34,744	\$47,450
	WW19 SPECIAL PROJECTS Total		\$52,092	\$45,518	\$83,401
P6039402	WW19 REAL ESTATE SERVIC	LEASING SERVICES			\$246
		PROPERTY LEASE MANAGEMENT	\$932		
		REAL ESTATE RESEARCH	\$2,404	\$2,793	\$2,462
	WW19 REAL ESTATE SERVIC Total		\$3,336	\$2,793	\$2,709
P6039406	WW19 ENGR SERV CONSULT	DEVELOPMENT INSPECTION		\$82	
		ENGINEERING SERVICES			\$28,680
		MEETINGS CONFERENCES		\$164	
	WW19 ENGR SERV CONSULT Total			\$246	\$28,680

WW#19 Labor Distribution of Labor Cost - Comparison between Fiscal Years

Sum of Charge Amount		FY			
PROGRAM COI	Program Name	Description	2017	2018	2019
P6039408	WW19LAB TEST, SAMPLE_ REPORT	ADMINISTRATION	\$2,881	\$3,913	\$2,160
		CROSS CONN CONTRL	\$1,006		
		LABORATORY AND REGULATORY RPTS	\$7,064	\$7,133	\$11,954
		WASTEWATER PLANT OPERATIONS	\$676		
		WATER AND WASTEWATER SAMPLING	\$855	\$556	\$2,569
		WATER AND WASTEWATER TESTING	\$410	\$418	\$371
		WATER QUALITY RESOLUTION			\$211
	WW19LAB TEST, SAMPLE_ REPORT Total		\$12,893	\$12,020	\$17,264
P6039425	WW19 WTR CONSRVTN PRGM	ADMINISTRATION	\$14,914	\$9,624	\$47,801
		CUSTOMER ACCOUNT ACTIVITY		\$3,469	
		DATA INPUT		\$334	
		MEETINGS CONFERENCES	\$6,557		
		ROUTINE OFFICE	\$29,134	\$20,437	
	WW19 WTR CONSRVTN PRGM Total		\$50,605	\$33,864	\$47,801
P6039503	WTR FACILITIES VERIFICATION	ENGINEERING SERVICES	\$10,077	\$11,669	\$49,806
	WTR FACILITIES VERIFICATION Total		\$10,077	\$11,669	\$49,806
P6039504	WW19CITRUS HILLS PM5508	ENGINEERING SERVICES			\$35
	WW19CITRUS HILLS PM5508 Total				\$35
Grand Total			\$788,241	\$702,814	\$858,204

WW#19 Labor Distribution of Labor Hours - Comparison between Fiscal Years

Sum of Hours		FY			
PROGRAM CC	Program Name	Description	2017	2018	2019
P6039100	WW19 O_M	ADMINISTRATION	21	231.5	150.5
		AIR VAC REPAIR AND REPLACEMENT		300.5	21
		AMR METER MAINT CALIBRATION	88	56	194
		CAPITAL CONSTR PROJ		2	
		CROSS CONN CONTRL	44	2	2.5
		CUSTOMER ACCOUNT ACTIVITY	139.5	191.5	151.5
		CUSTOMER SERVICE	88	61	98
		EROSION CONTROL			1
		FIRE FLOW TESTING	25	44	13
		FIRE HYDRANT AND BLOW OFF MAINT	126.5	147	51
		HYDRAULIC VALVE MAINTENANCE	177	117.5	46
		IN SHOP METER MAINTENANCE			2
		LINE LOCATIONS	159	98.5	213.5
		MEETINGS CONFERENCES		1	2
		METER BOX MAINTENANCE		4.5	
		METER READING AND READING ADMIN	257	267.5	283.5
		METER REPLACEMENT	46	41	47.5
		NEW METER INSTALLATION		9	2
		PUMP AND LIFT STATION MAINT	13	11.5	4.5
		PUMP AND LIFT STATION REPAIR	23		5
		RESERVOIR MAINTENANCE	2		6
		ROUTINE OFFICE	137.25	164	186.5
		SCADA SYSTEM MAINT AND REPAIR	25	26	20
		SCADA SYSTEM UPGRADE	82	8	5
		SERVICE REPLACEMENT	287	280.5	444
		SITE MAINT AND WEED ABATE	53	10	4
		SPECIAL STUDIES			51
		STANDBY GEN PUMP INSPEC AND TEST	70	79	50.5
		SUPERVISION	380.5	560	589.5
		SYSTEM EMERGENCIES	8	16.5	13.5
		SYSTEM FLUSHING	179	96	106.5
		SYSTEM OPERATION	769	627.5	713.5
		TECHNICAL SERVICES			10
		TRAINING		12.5	5
		VALVE MAINTENANCE	341	503.5	2
		VALVE REPAIR AND REPLACEMENT	29	117.5	283.5
		VEHICLE EQUIPMENT MAINTENANCE			2

WW#19 Labor Distribution of Labor Hours - Comparison between Fiscal Years

Sum of Hours

FY

PROGRAM CC	Program Name	Description	2017	2018	2019
	WW19 O_M	WASTEWATER PLANT OPERATIONS	1		0.5
		WATER AND WASTEWATER SAMPLING			19
		WATER AND WASTEWATER TESTING	0.5		
		WATER AUDIT CONSERVATION	56	2	
		WATER LEAK REPAIR	1134.5	98	484.5
		WATER QUALITY RESOLUTION	21	5	1
		WELL MAINTENANCE	13	3	
		WELL OPERATION	34	68.5	34
		WELL REPAIR	3		
	WW19 O_M Total		4832.75	4263.5	4320

WW#19 Labor Distribution of Labor Hours - Comparison between Fiscal Years

Sum of Hours

FY

PROGRAM CC	Program Name	Description	2017	2018	2019
P6039130	WW19 O_M ALL WELLS	CHEMICAL SYSTEM MAINTENANCE	2	35	
		HYDRAULIC VALVE MAINTENANCE		16	20
		LABORATORY AND REGULATORY RPTS		2	
		METER REPLACEMENT		5	
		PUMP AND LIFT STATION MAINT			2
		RESERVOIR MAINTENANCE	9		
		ROUTINE OFFICE	84.25	89	84.5
		SCADA SYSTEM MAINT AND REPAIR	4		
		SITE MAINT AND WEED ABATE	2.5	13	16
		STANDBY GEN PUMP INSPEC AND TEST		5	16
		SYSTEM OPERATION	4	7	5
		TECHNICAL SERVICES	1		
		TRAINING	2		
		WATER AND WASTEWATER SAMPLING		5	6
		WATER AND WASTEWATER TESTING	0.25	11.25	5
		WELL MAINTENANCE	93	127.5	74
		WELL OPERATION	1083	777.5	1054.5
	WW19 O_M ALL WELLS Total		1285	1093.25	1283
P6039131	WW19O_M WELL 2BOOSTER	CHEMICAL SYSTEM MAINTENANCE	58	12	54
		HYDRAULIC VALVE MAINTENANCE	4	29	12
		MEETINGS CONFERENCES		3	
		PUMP AND LIFT STATION MAINT	7	2	2
		PUMP AND LIFT STATION REPAIR		6	2
		SCADA SYSTEM MAINT AND REPAIR	4		
		SITE MAINT AND WEED ABATE		10	2
		STANDBY GEN PUMP INSPEC AND TEST		6	
		WATER AND WASTEWATER SAMPLING			3
		WATER AND WASTEWATER TESTING			4
		WELL MAINTENANCE	14	16	38
		WELL OPERATION	13	4	31
		WELL REPAIR	28	28.5	32.5
	WW19O_M WELL 2BOOSTER Total		128	116.5	180.5

WW#19 Labor Distribution of Labor Hours - Comparison between Fiscal Years

Sum of Hours

FY

PROGRAM CC	Program Name	Description	2017	2018	2019
P6039132	WW19O_M WELL3BOOSTER	CHEMICAL SYSTEM MAINTENANCE	19.5	90	87
		HYDRAULIC VALVE MAINTENANCE		59.5	3
		PUMP AND LIFT STATION REPAIR	3		
		RESERVOIR MAINTENANCE			19
		SCADA SYSTEM MAINT AND REPAIR	4		12
		SCADA SYSTEM UPGRADE			5
		SITE MAINT AND WEED ABATE			13
		STANDBY GEN PUMP INSPEC AND TEST		5	
		VALVE REPAIR AND REPLACEMENT		11.5	
		WATER AND WASTEWATER SAMPLING	1		
		WATER AND WASTEWATER TESTING	3		
		WELL MAINTENANCE	8	10	23
		WELL OPERATION	1	10	2
		WELL REPAIR	2	52	103.5
	WW19O_M WELL3BOOSTER Total		41.5	238	267.5
P6039134	WW19O_M WELL4	CHEMICAL SYSTEM MAINTENANCE	23	46.5	5
		HYDRAULIC VALVE MAINTENANCE	15	45.5	3
		PUMP AND LIFT STATION MAINT	3	2	1
		PUMP AND LIFT STATION REPAIR	6	2	
		ROUTINE OFFICE		1	
		SCADA SYSTEM MAINT AND REPAIR	6	19	
		SCADA SYSTEM UPGRADE	4	14	
		SITE MAINT AND WEED ABATE	30.5	11	3
		STANDBY GEN PUMP INSPEC AND TEST	8	7	
		SYSTEM EMERGENCIES		2	
		SYSTEM OPERATION		2	
		VALVE MAINTENANCE		3	
		WATER LEAK REPAIR			2
		WELL MAINTENANCE	71	309	304
		WELL OPERATION	26.5	73	44
		WELL REPAIR	125.5	26	10
	WW19O_M WELL4 Total		318.5	563	372

WW#19 Labor Distribution of Labor Hours - Comparison between Fiscal Years

Sum of Hours

FY

PROGRAM CC	Program Name	Description	2017	2018	2019
P6039140	WW19 O_M ALL TURNOUTS	ROUTINE OFFICE		1	
		SCADA SYSTEM MAINT AND REPAIR	8		
		SCADA SYSTEM UPGRADE		2	
	WW19 O_M ALL TURNOUTS Total		8	3	
P6039150	WW19 O_M ALL BOOSTER	PUMP AND LIFT STATION MAINT		7	4
		PUMP AND LIFT STATION REPAIR		1	
		ROUTINE OFFICE		5.5	
	WW19 O_M ALL BOOSTER Total			13.5	4
P6039151	WW19O_M BS DONLON RD	PUMP AND LIFT STATION REPAIR	278		
	WW19O_M BS DONLON RD Total		278		
P6039152	WW19O_M BS GREENTREE	CAPITAL PROJECT SUPPORT			2
		HYDRAULIC VALVE MAINTENANCE	2	13	50
		MEETINGS CONFERENCES		3	3
		METER REPLACEMENT			9
		ON SITE INSPECTION			2
		PERMIT INSPECTION	2		
		PUMP AND LIFT STATION MAINT	7	4	6
		PUMP AND LIFT STATION REPAIR	7	4	19
		SCADA SYSTEM MAINT AND REPAIR	25.5		5
		SCADA SYSTEM UPGRADE	24		11
		SITE MAINT AND WEED ABATE		2	
		STANDBY GEN PUMP INSPEC AND TEST	6		1.5
		SYSTEM EMERGENCIES			8
		SYSTEM OPERATION	4.5	6	17
	WW19O_M BS GREENTREE Total		78	32	133.5

WW#19 Labor Distribution of Labor Hours - Comparison between Fiscal Years

Sum of Hours

FY

PROGRAM CC	Program Name	Description	2017	2018	2019
P6039153	WW 19 O_M BS 538 RESERVOIR	HYDRAULIC VALVE MAINTENANCE	4	30.5	2
		PUMP AND LIFT STATION MAINT	3.5	15	
		PUMP AND LIFT STATION REPAIR	20.5	12.5	
		RESERVOIR MAINTENANCE	5		
		SCADA SYSTEM MAINT AND REPAIR	2		
		SCADA SYSTEM UPGRADE	5		
		SITE MAINT AND WEED ABATE	4	4	
		SYSTEM OPERATION	3		2
		VALVE REPAIR AND REPLACEMENT	5.5		
	WW 19 O_M BS 538 RESERVOIR Total		52.5	62	4
P6039154	WW19O_M BS 860 RESV	HYDRAULIC VALVE MAINTENANCE			6
		PUMP AND LIFT STATION MAINT	1.5		10
		PUMP AND LIFT STATION REPAIR		75.5	18
		RESERVOIR MAINTENANCE		1	
		SCADA SYSTEM UPGRADE		3	
		SITE MAINT AND WEED ABATE		3	
		STANDBY GEN PUMP INSPEC AND TEST	0.5		
		SYSTEM OPERATION		9.5	20
	WW19O_M BS 860 RESV Total		2	92	54
P6039155	WW19O_M BS 1030 RESV	PUMP AND LIFT STATION MAINT	3.5	3	
		PUMP AND LIFT STATION REPAIR		3	
		RESERVOIR MAINTENANCE		2	
		SCADA SYSTEM MAINT AND REPAIR			3
		SITE MAINT AND WEED ABATE	1		
	WW19O_M BS 1030 RESV Total		4.5	8	3
P6039157	WW 19 O_M BSTR SAND CYN	HYDRAULIC VALVE MAINTENANCE	38	28	25
		PUMP AND LIFT STATION MAINT		1.5	
		PUMP AND LIFT STATION REPAIR		7	
		SYSTEM OPERATION	3	10.5	0.5
		WATER LEAK REPAIR	8		
	WW 19 O_M BSTR SAND CYN Total		49	47	25.5

WW#19 Labor Distribution of Labor Hours - Comparison between Fiscal Years

Sum of Hours

FY

PROGRAM CC	Program Name	Description	2017	2018	2019
P6039160	WW19 O_M MAINSLINES	BOUNDARY AND ROW SURVEY	5		
		DESIGN SURVEYING	30.75		
		FIELD SURVEY	30.2		
		PROJ MGT CONSULTANT PROJ	102		
		SURVEY ANALYSIS	3.5		
		WATER LEAK REPAIR			9
		WW19 O_M MAINSLINES Total	171.45		9
P6039170	WW19 O_M ALL PRSRED	HYDRAULIC VALVE MAINTENANCE	224.5	218.5	242
		PUMP AND LIFT STATION REPAIR	2		
		ROUTINE OFFICE	4.75		
		SCADA SYSTEM UPGRADE	2		
		SITE MAINT AND WEED ABATE	17	2	
		WW19 O_M ALL PRSRED Total	250.25	220.5	242
P6039180	WW19 O_M ALL RESERVOIRS	RESERVOIR MAINTENANCE	47		16
		SITE MAINT AND WEED ABATE			2
		WELL REPAIR	1.5		
		WW19 O_M ALL RESERVOIRS Total	48.5		18
P6039182	WW19O_M RESV GREENTREE	HYDRAULIC VALVE MAINTENANCE			45
		LINE LOCATIONS		2	
		PROJ MGT CONSULTANT PROJ		50	
		PUMP AND LIFT STATION MAINT	1		4
		RESERVOIR MAINTENANCE	120	4	426.5
		SCADA SYSTEM UPGRADE			3
		SITE MAINT AND WEED ABATE	8		2
		WW19O_M RESV GREENTREE Total	129	56	480.5
P6039183	WW19 O_M BALCOM CAN RES	HYDRAULIC VALVE MAINTENANCE			4
		RESERVOIR MAINTENANCE	27	30	
		SCADA SYSTEM MAINT AND REPAIR	7	2	
		SCADA SYSTEM UPGRADE		10	
		SYSTEM OPERATION		12	4
		WATER LEAK REPAIR			9
		WW19 O_M BALCOM CAN RES Total	34	54	17

WW#19 Labor Distribution of Labor Hours - Comparison between Fiscal Years

Sum of Hours

FY

PROGRAM CC	Program Name	Description	2017	2018	2019
P6039184	WW19 O_M 104538FT RES	HYDRAULIC VALVE MAINTENANCE	13		
		PROJ MGT CONSULTANT PROJ		23	
		PROPERTY OWNERSHIP RESEARCH	6	1	
		RESERVOIR MAINTENANCE	21	28	3
		SITE MAINT AND WEED ABATE		2	
		STANDBY GEN PUMP INSPEC AND TEST			7
		SYSTEM OPERATION	2	2	
	WW19 O_M 104538FT RES Total		42	56	10
P6039185	WW19 O_M 104860FT RES	HYDRAULIC VALVE MAINTENANCE	3	5	5
		PUMP AND LIFT STATION MAINT	1		
		PUMP AND LIFT STATION REPAIR		6	
		RESERVOIR MAINTENANCE		12.5	
		SCADA SYSTEM MAINT AND REPAIR	3.5		
		SITE MAINT AND WEED ABATE		1	
		STANDBY GEN PUMP INSPEC AND TEST	1		
		SYSTEM OPERATION	0.5	1	15
P6039186	WW19 O_M 104860FT RES Total		9	25.5	20
	WW19 O_M 1041030FT RES	PUMP AND LIFT STATION MAINT	1	0.5	
		RESERVOIR MAINTENANCE		41	7
		SCADA SYSTEM MAINT AND REPAIR		8.5	6
		SCADA SYSTEM UPGRADE	1		
		SITE MAINT AND WEED ABATE	1		
		SYSTEM OPERATION		6.5	
	WW19 O_M 1041030FT RES Total		3	56.5	13
P6039400	WW19 SPECIAL PROJECTS	DEVELOPMENT INSPECTION		18	65
		ENGINEERING SERVICES	30	116	229.75
		MEETINGS CONFERENCES	1	0.75	37
		ON SITE INSPECTION		9	
		PLAN CHECKING		2	2
		PROJ MGT CONSULTANT PROJ	356	245.5	321
	WW19 SPECIAL PROJECTS Total		387	391.25	654.75

WW#19 Labor Distribution of Labor Hours - Comparison between Fiscal Years

Sum of Hours

FY

PROGRAM CC	Program Name	Description	2017	2018	2019
P6039402	WW19 REAL ESTATE SERVIC	LEASING SERVICES			2
		PROPERTY LEASE MANAGEMENT	6		
		REAL ESTATE RESEARCH	15	17	15
	WW19 REAL ESTATE SERVIC Total		21	17	17
P6039406	WW19 ENGR SERV CONSULT	DEVELOPMENT INSPECTION		1	
		ENGINEERING SERVICES			194
		MEETINGS CONFERENCES		2	
	WW19 ENGR SERV CONSULT Total			3	194
P6039408	WW19LAB TEST, SAMPLE_ REPORT	ADMINISTRATION	41	53	25
		CROSS CONN CONTRL	15		
		LABORATORY AND REGULATORY RPTS	99	91.5	129
		WASTEWATER PLANT OPERATIONS	13		
		WATER AND WASTEWATER SAMPLING	10.5	7.75	25.5
		WATER AND WASTEWATER TESTING	5	6	5
		WATER QUALITY RESOLUTION			2
	WW19LAB TEST, SAMPLE_ REPORT Total		183.5	158.25	186.5
P6039425	WW19 WTR CONSRVTN PRGM	ADMINISTRATION	151.12	79	382.5
		CUSTOMER ACCOUNT ACTIVITY		32	
		DATA INPUT		20	
		MEETINGS CONFERENCES	61.63		
		ROUTINE OFFICE	396	239.5	
	WW19 WTR CONSRVTN PRGM Total		608.75	370.5	382.5
P6039503	WTR FACILITIES VERIFICATION	ENGINEERING SERVICES	72	82	337
	WTR FACILITIES VERIFICATION Total		72	82	337
P6039504	WW19CITRUS HILLS PM5508	ENGINEERING SERVICES			0.5
	WW19CITRUS HILLS PM5508 Total				0.5
Grand Total			9037.2	8022.25	9228.75