

Central Services
Joan Araujo, Director

Engineering Services
Anastasia Seims, Director

Roads & Transportation
Anitha Balan, Director

Water & Sanitation
Michael Fritschi, Director

Watershed Protection
Vacant, Director

June 5, 2025

**NOTICE OF A MEETING OF THE
VENTURA COUNTY WATERWORKS DISTRICT NO. 1
MOORPARK CITIZENS' ADVISORY COMMITTEE**

NOTICE IS HEREBY GIVEN that a meeting of the Ventura County Waterworks District No. 1 Moorpark Citizens' Advisory Committee will be held **Thursday, June 12, 2025**, from 3:30 p.m. to adjournment at the **Water & Sanitation Office located at 6767 Spring Road, Moorpark, California.**

Committee members must be present at the meetings and members of the public are also invited to attend in person or via Zoom. To electronically join the meeting please follow the provided steps – At the specific time (3:30 p.m.) dial the number (669) 900-6833, when prompted enter the meeting ID 470 052 7072. You can also join the meeting by visiting this link - **Join Zoom Meeting <https://us06web.zoom.us/j/4700527072>**

Advisory Committee Members: Please contact the District Office by telephone at (805-378-3005), or by email at wspc@ventura.org, no later than March 6, if you are unable to participate.

Sincerely,



Jeff Palmer, P.E.
Assistant Agency Director



AGENDA OF THE MEETING

1. CALL TO ORDER
2. APPROVAL OF THE MINUTES OF APRIL 3, 2025 MEETING.
3. PUBLIC COMMENTS - Members of the public may address the Citizens' Advisory Committee (CAC) on items of interest to the public that is within the subject matter jurisdiction of the Committee but does not appear on the agenda. With respect to agenda items, the public will be given an opportunity to address the Committee when the item is reached in the meeting.
4. DISTRICT STAFF REPORT
 - A. BUDGET AND FINANCIAL REVIEW - An update on the budget and financial status of the District.
 - B. PROJECTS
 - CAPITAL PROJECTS - The Capital Project Status Report provides regular reporting on the status of active capital projects within the District.
 - DEVELOPMENT PROJECTS – The Development Project Status Report provides updates on the status of active development projects within the District.
 - C. O&M UPDATE
 - WATER SALES TO BUDGET, SYSTEM STATUS AND AMI
 - COMPLAINTS, OUTAGES, AND WATER QUALITY
 - WATER SUPPLY CONDITIONS
5. INFORMATIONAL ITEMS - Provides the opportunity for the Director to present items that are not within the subject matter of the District's Staff Report
 - A. LAS POSAS VALLEY WATERMASTER - An update on decisions and/or rulings by the LPV Watermaster and LPV Policy Advisory and Technical Advisory Committees.
 - B. CALLEGUAS MUNICIPAL WATER DISTRICT/METROPOLITAN WATER DISTRICT OF SOUTHERN CALIFORNIA - An update on decisions and rulings by these agencies which may impact the District.

C. BOARD OF SUPERVISORS AGENDA ITEMS – A report on Ventura County Board of Supervisors items the district may be presenting or has recently been presented.

D. PUBLIC OUTREACH – Any specific outreach efforts the District has accomplished concerning water conservation, or other issues.

6. COMMITTEE MEMBERS COMMENTS/FUTURE AGENDA ITEMS

7. ADJOURNMENT

*The next regularly scheduled District 1 CAC meeting will be held on August 14, 2025

Meetings	Topics
January 9, 2025	Annual overviews or summaries
April 3, 2025	Sewer Rate Review
June 12, 2025	Projects - Capital and Development
August 14, 2025	O&M Items
October 2, 2025	Water Rate Review

DRAFT

**CITIZENS' ADVISORY COMMITTEE
VENTURA COUNTY WATERWORKS DISTRICT NO. 1
MINUTES OF THE APRIL 3, 2025, MEETING**

COMMITTEE MEMBERS IN ATTENDANCE: **In Person**-John Newton,
Michael Smith, David Schwabauer,
Steve Morgan

COMMITTEE MEMBERS ABSENT: Andy Waters

COMMITTEE MEMBER VACANCY: None

STAFF: Jeff Palmer, Assistant Director
June Kim, Sr Engineering Mgr.
Jean Fontayne, Staff Services II
Sean Hanley, Water Superintendent
Gilberto Minero, Staff Services
Specialist II
Homer Arredondo, Engineering Mgr.
Maryann Ranallo, Mgmt. Asst.
Tony Allen, Accountant
Art Aseo, Deputy Director

GUESTS: Chelsie Kennedy-Board of Director
Parvin's Office
Daryl Smith

1. **CALL TO ORDER**

The meeting was called to order by John Newton at 3:30 p.m. John introduced Jeff Palmer and asked him to introduce himself and have him tell us his career background. Jeff said, I spent my entire career in Ventura County. In the 80's, I worked for the City of Santa Paula. Started on the Public side and moved over to the Private side. Moved over to the home building site with Shea Homes. The last 13 years, I was the General Manager of Ojai Valley Sanitary District, like what is here in Moorpark, we had a seven-member board. I've been at the County now for about a year. I was the Director of Watershed Protection and now Assistant Director of PWA. Any questions, problems or concerns, please reach out. We have a new Director of Water & Sanitation starting in May.

2. **APPROVAL OF THE MINUTES OF:** Meeting on January 9, 2025, John Newton asked if everyone agreed with the minutes. There was one correction on the Minutes at the top it said January 9, 2024. Please change the year to 2025.

Motion to approve the minutes was made by Michael Smith and seconded by Steve Morgan. All Members present approved.

3. PUBLIC COMMENTS –

- Daryl Smith asked if we were having any problem with water pressure. Daryl thinks his water pressure was 135. Sean said that was high, but it's gravity to get to Daryl's residence. No one else replied to having issues or any comments.
- Chelsie said that they are happy to have Jeff in his role of Assistant Director of Public Works. No other comments.

4. DIRECTOR'S INFORMATION ITEMS

A. SEWER RATE PRESENTATION

John Newton suggested any item that we are presenting regarding the customers, like this Sewer Rate Presentation we need to type "Action Item" below the item, so the public knows we are asking for something.

- Power seems to increase in cost. Labor increases because staffing increases in filling positions, and the CPI (Consumer Price Index) is up 5.7% based on November 2024. We will be very mindful of what we do, and how we do it. We are processing new sewer customers, so we need to be prepared to service these customers.
- Going through the Budget Expenses. O&M labor is 34% which is typical. Power cost at 7% and is high. Sewer plants run 24/7 so SCE can get pricy.
- Revenue vs. Expenditures: Out of balance, but that is okay where we are. We are proposing a rate increase of 5.7% to match the CPI that we are seeing.
- Financial Impact with proposed rates: We will have to watch what's happening nationally. We may have a hard time getting parts and materials. If we ever have to buy a new generator, 40–50-week delivery time and the cost increase will have to factor in.
- Historic Rate increase. Rate goes from 30.50 to 32.25
- Capital projects: The sewer system has one flow meter. We need a little more redundancy. And could install another flow meter. We need relining. We are still looking at Solar projects. Costs of cleaning silted grit, grease and sterilizing. Pre-treatment: we have been asked to inspect food service establishments to see if they have a grease interceptor.
- County wide rate comparison: We are going to see some push from regulatory which will push the fees up a little more.

John Newton asked, about Edison cost, don't we have a solar field. Doesn't most of the plant run on the solar field? Jeff said it does, but it doesn't sustain all hours. 10-4 is on solar, but the plant runs all night. We can't store the energy 6-7 PM or Midnight. We were working on a battery storage project, but we ran into permitting delays with Edison, and they were no longer interested in supporting our project since they were no longer going to make money on the project. How much per kilowatt per hour are we using with Edison? We will find out and let everyone know.

- This will be going to the Board June 24th. Recommendation to approve as proposed by John Newton. Motion to approve by Michael Smith, seconded by David Schwabauer.

5. DISTRICT STAFF REPORT– Provides the opportunity for the Director to present items that are not within the subject matter of the District's Staff Report

A. BUDGET AND FINANCIAL REVIEW- An update on the budget and financial status of the District.

- Finalizing the budget. We are proposing the 2025/26 budget to make sure we design and estimate it right. The ending cash reserves \$7M.
- Operations and capital costs, 25% expenses and 10% rate revenue
- Ending fund balance 6.4M

John is suggesting putting the Desalter back on the agenda to move this project up to work on it before 2026. Jeff agreed and suggested having a separate meeting to go over the desalter in a group or individually. Jeff has a meeting with Calleguas about the desalter and John would like some feedback on the meeting. Chelsea has all the documents digitally, if needed.

B. PROJECTS

DEVELOPMENT PROJECTS - Status Report provides updates on the status of active development projects within the District.

- Hitch Ranch, we don't think they are coming online this year. They are required to install all the infrastructure for their system. None of the development puts a burden on existing users. It does put capacity on the plant.

C. O&M UPDATE –

WATER SALES TO BUDGET, SYSTEM STATUS AND AMI

- Water Efficiency, January water sales were high, February went back to normal.

- Wells/Source Production, Well 15 down, contractor has received the pump. We will get that scheduled and get it back online. Well 20 is close to going out to bid. Will not be done this calendar year. Well 95 is 77 years old; we are looking at a sleeve, we have to make sure the hole is straight enough. If we must drill a new well, it will cost us about 5M.
 - Well Production - Well 15 had a mechanical failure, we will video it. The pump is the only issue. Well 20, well down. Well 95, well down. Well 98, online and producing.
 - Recycled water production has been average.
 - AMI Report, we are constantly trying to push people to use this tool. Beneficial to everyone.
 - Drought wise, we had great rain fall for 2 years, but very little this year. All the lakes are full still.
- D. LOS POSAS VALLEY WATERMASTER rulings by the LPV Watermaster and LPV Policy Advisory and Technical Advisory Committees.
- The various committees are continuing their work. Next year or so LPV will be interested in talking about a ramp down. We all want to see a solution.
- DI. CALLEGUAS MUNICIPAL WATER DISTRICT/METROPOLITIAN WATER DISTRICT OF SOUTHERN CALIFORNIA UPDATRE- An update on decisions and/or rulings by the LPV Watermaster and LPV Policy Advisory and Technical Advisory Committees.
- We are working on discussions, on the desalter with them.
- DII. BOARD LETTER TRACKER - AN UPDATE ON VENTURA COUNTY BOARD OF SUPERVISORS AGENDA ITEMS RELATED TO THE DISTRICT - A status report on items the district may be presenting or has recently been presented, before the Ventura County Board of Supervisors.
- 4/8/25 Public Hearing Adoption of Miscellaneous Fees, individual property fees, shut down, startup fees.
 - 4/29/25 Well No. 99 Rehab
- DIII. AVENUES OF PUBLIC OUTREACH – An update on how the District is reaching out to its customers concerning water conservation.
6. COMMITTEE MEMBERS' COMMENTS/FUTURE AGENDA ITEMS
- Meeting schedule, we have a concern and would like to see the meetings for WWD1 every other month. Having three wells down is bad

and we, as a community, would like to stay on top of items. Please consider bi-monthly. David Schwabauer and Michael Smith agree. Jeff and Jean are going to look at the costs and decide if it is best to stay at every other month. Steve Morgan agreed that the three wells off-line is a big deal and is interested in meeting more often to see where we are and what is going on.

- John Newton said, Jean contacted me because I am a land developer, she wanted to know how the district can get a listing of property on sale. I didn't know the Board did this, Rule: Sale of Property was added to allow a property lien to be put on intent to sell the property, allowing the district to collect the final bill. John is working on providing this to us.

7. ADJOURNMENT

- Meeting adjourned at 5:05 p.m.

Next Meeting June 12, 2025

DRAFT

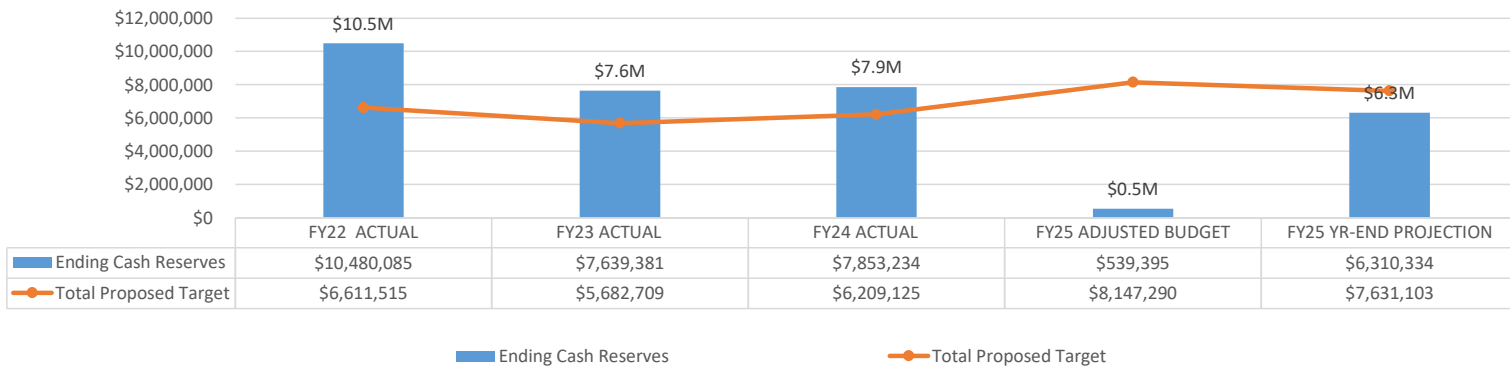
3. **PUBLIC COMMENTS** - Members of the public may address the Citizens' Advisory Committee (CAC) on items of interest to the public that are within the subject matter jurisdiction of the Committee but do not appear on the agenda. With respect to agenda items, the public will be given an opportunity to address the Committee when the item is reached in the meeting.

4. DISTRICT STAFF REPORT

A. BUDGET AND FINANCIAL REVIEW - An update on the budget and financial status of the District

Current Activities for Accounting Period 10 (Period ending 4/30/2025)								
WW#1 Moorpark (Water)								
ADHOC SUMMARY REPORT								
							Budget to Actual Analysis	
							FY25 ACTUAL (thru December) (AP06)	% Actual vs Budget
			FY22 ACTUAL	FY23 ACTUAL	FY24 ACTUAL	FY25 ADJUSTED BUDGET	FY25 YR-END PROJECTION	
OPERATION AND MAINTENANCE								
Operating Revenue:						a	a	b/a
Water Sales		\$20,008,400	\$14,994,200	\$17,347,500	\$21,533,300	\$21,460,089	\$15,104,100	
Rent & Concessions		\$377,500	\$339,300	\$360,100	\$355,600	\$355,600	\$306,200	
Other Revenue		\$704,400	\$660,400	\$584,400	\$592,300	\$853,740	\$726,100	
Total Operating Revenue		\$21,090,300	\$15,993,900	\$18,292,000	\$22,481,200	\$22,669,429	\$16,136,400	
Operating Expenditure:								
Direct Cost								
Local Water Cost - Power& Ground Water		\$870,200	\$666,928	\$662,734	\$801,500	\$627,014	\$497,873	62%
Imported Water (Calleguas)		\$11,701,100	\$9,562,772	\$11,098,166	\$14,008,000	\$13,818,152	\$10,314,616	74%
Total Direct Cost		\$12,571,300	\$10,229,700	\$11,760,900	\$14,809,500	\$14,445,167	\$10,812,489	136%
Gross Margin (Water Sales - Direct Cost)		\$8,519,000	\$5,764,200	\$6,531,100	\$7,671,700	\$8,224,262	\$5,323,911	
		60%	64%	64%	66%	64%		
Less: Indirect Operating Cost								
System Maint. Repairs & Replac.		\$1,101,600	\$1,344,700	\$1,436,315	\$1,830,040	\$1,330,913	\$1,083,651	59%
O&M Labor		\$3,278,000	\$3,125,100	\$3,189,000	\$4,748,900	\$4,260,470	\$3,297,100	69%
Other O&M Cost		\$1,491,800	\$2,033,655	\$1,511,285	\$2,587,400	\$1,903,828	\$1,561,725	60%
Depreciaton		\$924,100	\$890,900	\$891,500	\$1,023,900	\$1,023,900	\$731,200	71%
Total Indirect Operating Cost		\$6,795,500	\$7,394,355	\$7,028,100	\$10,190,240	\$8,519,111	\$6,673,676	
Total Operating Net Cost		\$1,723,500.0	(\$1,630,155.4)	(\$496,999.8)	(\$2,518,539.7)	(\$294,849.2)	(\$1,349,765.1)	
Minimum Balance								
25% of O&M expenses		\$4,610,675	\$4,183,289	\$4,474,375	\$5,993,960	\$5,485,094		
10% of rate revenue		\$2,000,840	\$1,499,420	\$1,734,750	\$2,153,330	\$2,146,009		
Total Required Reserves		\$6,611,515	\$5,682,709	\$6,209,125	\$8,147,290	\$7,631,103		
CAPITAL PROJECTS								
Capital Financing Sources						a	a	
State Grants		\$11,600	\$0	\$49,600	\$0	\$0	\$0	
Capital Improv Charges & Other Revenues		\$109,700	\$439,500	\$526,600	\$259,800	\$677,504	\$385,216	
Long Term Debt Proceeds		\$0	\$0	\$0	\$0	\$0	\$0	
Depreciation		\$924,100	\$890,900	\$891,500	\$1,023,900	\$1,023,900	\$731,200	
Total Capital Financing		\$1,045,400	\$1,330,400	\$1,467,700	\$1,283,700	\$1,701,404	\$1,116,416	
Capital Expenditures								
Misc Water System Improvement		\$0	\$70,100	\$12,569	\$267,500	\$25,000	\$61,062	
Capital Replacement		\$1,283,100	\$1,619,743	\$596,328	\$3,150,000	\$1,479,605	\$246,876	
Capital Acquisition		\$81,400	(\$3,100)	\$0	\$1,300,000	\$1,069,952	\$888,332	
Other Capital Expenditures		(\$1,952,853)	\$854,206	\$147,950	\$1,361,500	\$374,898	\$110,698	
Total Capital Expenditures		(\$588,353)	\$2,540,949	\$756,847	\$6,079,000	\$2,949,456	\$1,306,967	
Total Capital Net Cost		\$1,633,753.0	(\$1,210,548.6)	\$710,853.0	(\$4,795,300.0)	(\$1,248,051.3)	(\$190,551.4)	
Beginning Cash Reserves		\$7,122,832	\$10,480,085	\$7,639,381	\$7,853,234	\$7,853,234	\$7,853,234	
Increase (Decrease) in Reserves		\$3,357,253	(\$2,840,704)	\$213,853	(\$7,313,840)	(\$1,542,901)	(\$1,540,316)	
Ending Cash Reserves		\$10,480,085	\$7,639,381	\$7,853,234	\$539,395	\$6,310,334	\$6,312,918	

Cash Reserves Between Fiscal Years



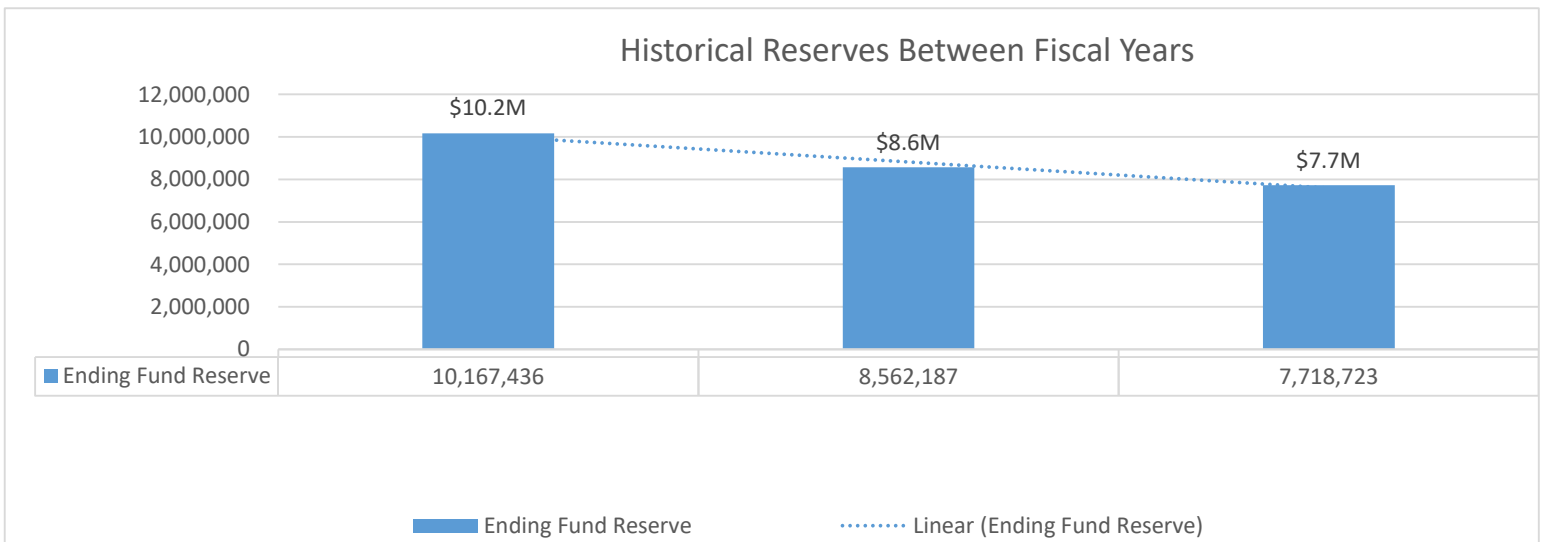
61	Acquisition&Replacement Fund			FY24 ACTUAL	FY25 ADJ BUDGET	FY25 ACTUAL	BUDGET to ACTUAL %	FY25 YR-END PRJ
62	Beginning Balances			\$7,027,217	\$7,736,153	\$7,736,153		\$7,736,153
63								
64	Capital Sources of Funds							
65	Interest Earnings		8911	353,300	241,200	-	0%	292,304
66	State Grants		9252	49,600	-	-		-
67	Capital Improv Charges		9615	173,300	18,600	385,216	2071%	385,200
68	Long Term Debt Proceeds		9841	-	-	-		-
70	Depreciation Expense	CY Funded	3611	891,500	1,023,900	731,200	71%	1,023,900
71	Total - Capital Sources of Funds			1,467,700	1,283,700	1,116,416		1,701,404
72								
73	Capital Uses of Funds							
74	Water System Improvement:							
75	Misc Water System Improvement		4112/2112	-	100,000	0	0%	-
93	Stockton Reservoir #2 Replacement		4112	30,849	300,000	17,248	6%	117,734
94	Reservoir Re-Coating - Peach Hill & Tierra Rejada		4112	7,877	700,000	37,665	5%	748,069
95	Reservoir Re-Coating - College Reservoir		4112	-	-	-		87,120
96	Princeton Widening Proj		4112	70,024	900,000	792,650	88%	856,692
97	Reservoir Re-Coating - Grimes/Home Acres		4112	-	100,000	-		-
98	SCE Upgrade to Tierra Rejada, Gabbert, etc.		4112	50,442	-	127,062		130,577
99	Re-Drill Well 97		4112	437,136	-	47,318		73,488
100	Rehabilitation Well 20		4114	-	550,000	-	0%	-
101	Rehabilitation Well 95		4114	-	300,000	790	0%	304,411
102	WW1 Well 99 Facility		4114	-	900,000	790	0%	18,848
102	Valve Replacement		4112	-	200,000	-	0%	-
103	Total Water System Improvement			\$596,328	4,050,000	1,023,523		\$2,336,938
104	Water Construction Project:							
105	Home Acres Reservoir & Pipeline		4114	-	-	-		-
106	SCE @ Gabbert, S&K, Mt Meadows, Peach Hill		4114	-	400,000	-	0%	-
107	Moorpark Desalter (Study/EIR/PDR)		4114	-	-	95,009		212,610
111	Total Water Construction Project			\$0	\$400,000	\$95,009		\$212,610
112								
113	Land Purchased		4011	-	535,000	-	0%	-
114	Indirect Recovery		2158	50,750	-	72,100		36,100
115	Contract Proc-Eng Svcs		2204	-	55,700	-	0%	20,200
116	System Maint, Repairs & Replc.		Various (see sch)	14,485	274,600	96,744	35%	163,159
117	Equipment/Software		4601/4701	21,300	258,800	38,598	15%	318,598
118	Contributions-ISF & Other Funds			75,900	512,000	-	0%	-
119	ACFR ADJ			-	-	-		-
120	Total - Capital Uses of Funds			\$758,763	\$6,086,100	\$1,325,973		\$3,087,605
121								
122	Net Fund Balance			\$708,937	(\$4,802,400)	(\$209,557)		(\$1,386,201)
123								
124	Transfer to/fr O&M / Rate Stabilization Fund			\$0	(\$2,403,549)	(\$1,234,774)		(\$179,858)
125	Ending Fund Balance			\$7,736,153	\$530,205	\$6,291,822		\$6,170,095

CURRENT PERIOD ACTIVITIES THROUGH 4/30/2025						
	A	B	C	D	E	
	ACTUAL	ADJUSTED BUDGET	CURRENT	% of	PROJECTION	
	FY 24	FY 25	ACTUAL	Act/Adpt Bud	FY 25	
1	EXPENDITURES					
2	Phone/Supplies/Bad Deb/Misc	305.02	586.7	183.3	31.2%	263.9
3	System Maint, Repairs & Replc.	1,508.71	1,939.9	1,150.1	59.3%	1,419.9
4	<i>Pipes, Fitting, Valves & Other Maint. Supp</i>	702.81	857.4	594.7	69.4%	682.4
5	<i>Maintenance Contract</i>	805.90	967.5	494.2	51.1%	666.1
6	<i>Water System Maintenance Supplies</i>	-	115.0	61.2	53.2%	71.4
7	<i>Equipment Rental</i>	-	-	-	-	-
8	Special Technical Services	86.85	615.5	75.8	12.3%	268.0
9	<i>Urban Water MGMT Plan & Other Special Tech Ser</i>	-	157.4	-	-	-
10	<i>Drafting & Map/Construction Standard Updates</i>	-	-	-	-	-
11	<i>Reservoir & Well Insp</i>	-	40.0	-	-	-
12	<i>Construction Inspection</i>	-	-	-	-	-
13	<i>GIS Conversions</i>	-	-	-	-	-
14	<i>SCADA Integration & Troubleshooting</i>	-	60.0	-	-	-
15	<i>Engr. & Tech Surveys</i>	32.75	31.5	18.3	58.1%	112.9
16	<i>Design & Print CCR Rpt and Others</i>	54.10	214.0	57.5	26.9%	155.2
17	<i>Consultant - Rate Study</i>	-	12.6	-	-	-
18	State Fees/Cross Conn./GMA Chrgs	102.05	98.5	109.5	111.1%	109.5
19	General Ins Alloc	31.60	34.7	80.2	231.1%	80.2
20	Legal Costs	115.40	194.6	80.8	41.5%	92.8
21	Indirect Recovery	50.75	72.1	36.1	50.0%	36.1
22	O&M Labor Charges	3,189.00	4,748.9	3,297.1	69.4%	4,260.5
23	Mgmt & Admin.Svcs	363.50	480.4	536.1	111.6%	536.1
24	Water Analysis	62.60	40.0	49.7	124.3%	58.5
25	Water System Power	622.40	713.7	380.7	53.3%	456.9
26	Water Purchase	11,098.17	14,008.0	10,314.6	73.6%	13,818.2
27	Groundwater Extraction	40.33	87.8	34.9	39.7%	87.8
28	Las Posas Valley Adjudication	-	-	82.3	-	82.3
28	Meter Replacement & Change Outs	321.12	350.0	343.9	98.3%	369.7
29	Water Conservation Program	-	5.0	-	-	-
30	Geographic Info. Syst,	-	-	-	-	-
31	Depreciation Expense	891.50	1,023.9	731.2	71.4%	1,023.9
32	TOTAL EXPENDITURES	18,789.00	24,899.7	17,486.2	70.2%	22,964.3
33	REVENUES					
34						
35	Interest Earnings	-	-	-	-	-
36	Rent & Concessions	360.10	355.6	306.2	86.1%	355.6
37	Federal & State Aid	-	-	-	-	-
38	Planning And Eng Svc External	115.50	30.0	263.8	879.3%	263.8
39	Water Sales	17,347.50	21,533.3	15,104.1	70.1%	21,460.1
40	Other Sales/ Revenues	266.10	200.9	250.8	124.8%	310.2
41	Other Revenue-Misc	316.70	361.4	211.5	58.5%	279.7
42	Gain/Loss Capital Asset	(113.90)	-	-	-	-
43	TOTAL REVENUES	18,292.00	22,481.2	16,136.4	71.8%	22,669.4
44	NET OF OPERATION	(497.00)	(2,418.5)	(1,349.8)		(294.8)
45	O&M Fund Balance Reserve:					
46	Beginning Fund Balance	611.99	115.0	115.0		115.0
47	ACFR Adjustment			-		-
48	Transfer to/fr Capital			-		179.9
49	Net of Operation	(497.00)	(2,418.5)	(1,349.8)		(294.8)
50	O&M Fund Balance Reserve:	115.00	(2,303.5)	(1,234.8)	-	0
51	Required O&M Fund Reserve: 25% of Exp.	4,697.25	6,224.9	4,371.5	0.2	5,741.1

WATERWORKS DISTRICT #1 MOORPARK SANITATION SERVICES

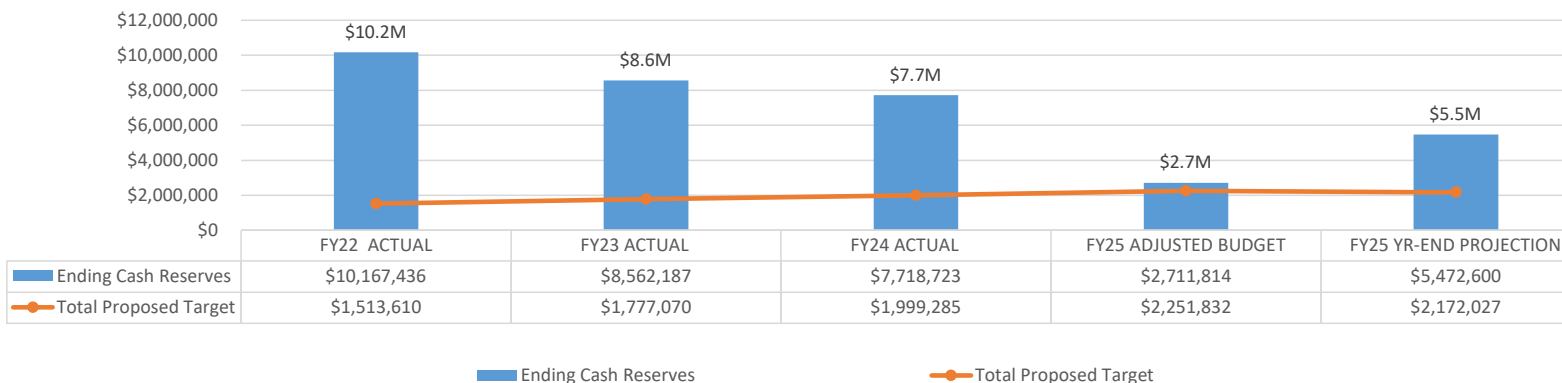
HISTORICAL FLOW OF RESERVES

	FY22 ACTUAL	FY23 ACTUAL	FY24 ACTUAL
Operating Activities			
Total Operating Revenue	5,232,700	4,903,100	5,287,150
Total Operating Expenditures	5,613,200	6,711,800	7,490,764
Operating Net Results	(380,500)	(1,808,700)	(2,203,615)
Capital Financing			
Loans and Grants	268,700	(101,400)	1,338,843
Other Financing Sources	1,379,200	2,225,300	1,820,970
Total Capital Financing	1,647,900	2,123,900	3,159,813
Capital Expenditures			
Total Capital Replacement and Acquisition	411,200	1,335,200	1,702,084
Other Capital Expenditures	65,800	407,100	97,579
Total Capital Expenditures	477,000	1,742,300	1,799,663
Capital Net Results	1,170,900	381,600	1,360,150
Fund Reserves:			
Beginning Balance	9,377,036	9,989,287	8,562,187
Increase (Decrease) in Reserves	790,400	(1,427,100)	(843,465)
Ending Balance	10,167,436	8,562,187	7,718,723



Current Activities for Accounting Period 10 (Period ending 4/30/25)													
WW#1 Moorpark (Sewer)													
ADHOC SUMMARY REPORT													
							Budget to Actual Analysis						
							FY25 ACTUAL (thru October) (AP04)	% Actual vs Budget					
							FY22 ACTUAL	FY23 ACTUAL	FY24 ACTUAL	FY25 ADJUSTED BUDGET	FY25 YR-END PROJECTION	FY25 ACTUAL (thru October) (AP04)	% Actual vs Budget
OPERATION AND MAINTENANCE													
Operating Revenue:													
Sewer Service Charges													
Reclaimed Water Sales													
Other Revenue													
Total Operating Revenue													
Operating Expenditure:													
Direct Cost													
Sewage Treatment Costs													
Sewage System Power													
Total Direct Cost													
Gross Margin (Water Sales - Direct Cost)													
Less: Indirect Operating Cost													
System Maint. Repairs & Replac.													
Other O&M Cost													
O&M Labor													
Depreciaton													
Total Indirect Operating Cost													
Total Operating Net Cost													
Minimum Balance													
25% of O&M expenses													
10% of rate revenue													
Total Required Reserves													
CAPITAL PROJECTS													
Capital Financing Sources													
State/Fed Aid													
Capital Improv Charges & Other Revenues													
Loan Proceed													
Depreciation													
Total Capital Financing													
Capital Expenditures													
Misc Water System Improvement													
Capital Replacement													
Capital Acquisition													
Other Capital Expenditures													
ACFR													
Total Capital Expenditures													
Total Capital Net Cost													
Beginning Cash Reserves													
Increase (Decrease) in Reserves													
Ending Cash Reserves													

Cash Reserves Between Fiscal Years



CURRENT PERIOD ACTIVITIES TO		AP10 ENDED 4/30/25						
WW#1 Moorpark Sanitation Service								
Fund Balance Analysis								
1	Total Beginning Balances		\$10,167,436	\$8,562,187	\$7,714,419	\$7,714,419		\$7,714,419
2	Total Ending Balances		\$8,562,187	\$7,714,419	\$2,707,510	\$4,701,693		\$5,468,296
3								
4	Total Required Cash Balance		\$2,102,520	\$2,324,029	\$2,561,482	\$1,930,532		\$2,481,677
5	Alert		ok	ok	ok	ok		ok
6								
7	O&M/ Rate Stab Fund	FMS ACT#	FY23 ACTUAL	FY24 ACTUAL	FY25 ADJ BUDGET	FY25 ACTUAL	BUDGET to ACTUAL %	FY25 YR-END PRJ
8	Beginning Balances		\$0	\$0	\$0	\$0		\$0
9								
10	O&M Revenue							
11	Federal & State Disaster	9301			-	-		-
12	Sewer Svcs Charges	9612	4,245,700	4,502,617	4,557,100	3,263,487	72%	4,825,736
13	Other Revenue & Misc Fees	9790	16,800	74,812	-	18,946		37,892
14	Plan. Eng Svcs	9481	11,500	64,189	-	123,554		247,108
15	Rents And Concessions	8931	-	-	-	-		-
16	Reclamation Water Sales	9614	629,100	645,532	871,300	586,988	67%	770,119
17	Gain/Loss Revenue Capital Assets	9822	-	-	-	-		-
18	Total - O&M Revenue		\$4,903,100	\$5,287,150	\$5,428,400	\$3,992,974	74%	\$5,880,855
19								
20	O&M Expenditures							
21	Phone/Supplies/BadDebt/Misc	See Sch	194,900	377,735	266,356	275,438	103%	374,626
22	System Maintenance & Supplies	See Sch	1,489,700	1,460,574	2,764,600	1,247,868	45%	1,481,246
23	Special Technical Svcs	See Sch	25,200	99,157	588,600	128,350	22%	391,968
24	Fed/State Permit Fees	2159	67,100	63,160	74,000	70,425	95%	70,425
25	General Insurance Allocation Isf	2071	29,700	28,618	25,500	22,594	89%	25,500
26	Indirect Recovery	2158	13,000	14,515	37,060	18,529	50%	18,550
27	O&M Labor	2205	2,494,000	2,839,787	2,546,000	2,506,128	98%	3,097,815
28	Mgmt. & Admin Svcs	2204	209,200	197,825	253,373	253,400	100%	253,400
29	Wastewater Analysis	2188	67,100	177,672	81,900	158,273	193%	177,318
30	Sewage System Power	2313	486,500	608,077	547,100	371,917	68%	531,917
31	Sewage Treatment Costs	2104SM04	326,000	328,925	-	326,305		335,000
33	Depreciation Expense	3611	1,301,800	1,294,672	1,238,600	1,037,460	84%	1,238,600
34	PY ACFR Adustment		7,600	4,352		48		48
35	Total Uses of Funds		6,711,800.0	7,495,068.2	\$8,423,089	\$6,416,735	76%	\$7,996,412
36								
37	Result of Operation		(\$1,808,700)	(\$2,207,919)	(\$2,994,689)	(\$2,423,761)		(\$2,115,557)
38								
39	Transfer to/fr Capital Reserve		\$1,808,700	\$2,207,919	\$2,994,689	\$2,423,761		\$2,115,557
40								
41	Ending Balances		\$0	\$0	\$0	\$0		\$0
42								
43	Minimum Balance							
44	25%	of O&M expenses	\$1,677,950	\$1,873,767	\$2,105,772	\$1,604,184		\$1,999,103
45	10%	of rate revenue	\$424,570	\$450,262	\$455,710	\$326,349		\$482,574

46								
47								
48	Acquisition&Replacement Fund				FY25 ADJ		BUDGET	to
49	Beginning Balances		\$10,167,436	\$8,562,187	\$7,714,419	\$7,714,419	ACTUAL	FY25 YR-END
50							%	PRJ
51	Sources of Funds							
52	Interest Earnings	8911	248,900	303,399	319,900	245,461	77%	327,784
53	State/Fed Aid	9252	(101,400)	1,338,843	6,471,000	(1,587,164)	-25%	827,930
54	Sewer Connection Fees	9611	607,200	315,403	19,000	419,188	2206%	523,985
57	Loan Proceed	9841	-	-	979,000	-	0%	-
58	Gain/Loss Revenue Capital Assets	9822	67,400	(92,504)	-	4,570		26,533
59	Depreciation Expense	3611	1,301,800	1,294,672	1,238,600	1,037,460	84%	1,238,600
60	Total - Sources of Funds		2,123,900.0	3,159,812.8	9,027,500.0	119,514.6		2,944,832.7
61								
62	Uses of Funds							
63	System Improvement and Replacement:	4113						
64	General Sewer System Improvements	4113	774,100	2,187	2,348,600	-	0%	-
76	Arroyo Simi Sewer Spill	4113	-	70,867	-	7,756		9,898
77	MWRF Generator Replacement	4113	-	11,950	-	-		-
99	<i>Belt Press Facility Rehab</i>	2112	-	-	-	-		-
100	<i>Turbidity Meter Repl MWRF</i>	2112	-	-	-	-		-
101	<i>Princeton Sewer</i>	2112	-	-	-	-		-
103	System Construction Project:	4116	-	-	-	-		-
104	Sewer Construction Project	4116	22	10,905	7,426,500	-	0%	-
107	Sludge Digester	4116	-	-	-	-		-
109	MWTP Tertiary System Expansion	4116	-	-	153,000	936	1%	71,946
110	MWTP Hwy 118 Left Turn Lane	4116	18,534	775	215,000	30,397	14%	72,710
112	Moorpark Library Sewer Relocation	4116	-	1,132	-	4,050		5,169
113	Water Supply Reliability Program	4116	504,778	1,589,287	308,600	476,000	154%	1,103,907
114	MWRF Solar Expansion		-	-	-	119,052		1,690,819
115	Energy Storage & Micro-Grid Proj	4116	-	-	-	-		-
116	Storage Warehouse	4116	37,766	14,981	-	-		-
117	Total System Construction Project	4116	\$1,335,200	\$1,702,084	\$10,451,700	\$638,192	6%	2,954,449
118								
119	Other Equipment	4601	8,500	33,375	231,200	51,760	22%	51,800
120	Computer Software	4701	-	-	10,000	-	0%	-
121	Contributions To Other Funds	5111	385,600	49,689	346,820	-	0%	-
122	Indirect Recovery	2158	13,000	14,515	-	18,529		18,550
123	PWA ES Contract Svcs	2204ES04	-	-	-	-		50,600
126	ACFR Adjustments		178,149	-	-	-		-
127	Total - Uses of Funds		\$1,920,449	\$1,799,663	\$11,039,720	\$708,480	6%	\$3,075,399
128								
129	Net Capital Cost		\$203,451	\$1,360,150	(\$2,012,220)	(\$588,965)		(\$130,566)
130								
131	Transfer to/fr O&M		(\$1,808,700)	(\$2,207,919)	(\$2,994,689)	(\$2,423,761)		(\$2,115,557)
132	Ending Balances		\$8,562,187	\$7,714,419	\$2,707,510	\$4,701,693		\$5,468,296

	CURRENT PERIOD ACTIVITIES TO	AP10 ENDED 4/30/25							
			B	B	C	D	E		
	DESCRIPTION	ACTUAL FY24	ADPT BUDGET FY25	ADJ BUDGET FY25	CURRENT PERIOD FY 24			% of Act/Bud	PROJ'N FY25
					EXP/REV	ENC	TOTAL		
1	EXPENDITURES								
2	General Sewer System Improvements	2.2	2,265.0	2,348.6	-	21.1	21.1	-	
4	Sewer Construction Project	10.9	7,570.0	7,426.5	-	(0.0)	(0.0)	-	
4	Recycled Wtr Pipe Line @ Rustic Canyon	-	-	-	-	-	-	-	
5	Headworks Screen Replacemnt	-	-	-	-	-	-	-	
6	Arroyo Simi Sewer Spill	70.9	-	-	7.8	-	7.8	-	
7	Recycled Wtr Pond Pipe Mod	-	-	-	-	-	-	-	
8	MWRF Generator Replacement	12.0	-	-	-	-	-	-	
12	System Maintenance Supplies:								
16	<i>Belt Press Facility Rehab</i>	-	-	-	-	-	-	-	
17	<i>Turbidity Meter Repl MWRF</i>	-	-	-	-	-	-	-	
18	<i>Princeton Sewer</i>	-	-	-	-	-	-	-	
19	<i>Other Replacement & Maintenance</i>	-	-	-	-	-	-	-	
20	TOTAL REPLACEMENT FD	95.9	9,835.0	9,775.1	7.8	21.1	28.8	0.1%	
21	Land Purchase	-	-	-	-	-	-	-	
23	Indirect Recovery	14.5	-	-	18.5	-	18.5	-	
24	PWA ES Contract Svcs	-	-	-	-	-	-	-	
25	Moorpark Library Sewer Relocation	1.1	-	-	4.1	-	4.1	-	
26	MWTP Hwy 118 Left Turn Lane	0.8	-	215.0	30.4	42.2	72.6	14.1%	
27	MWTP Tertiary System Expansion	-	-	153.0	0.9	70.8	71.7	0.6%	
27	Water Supply Reliability Program	1,589.3	-	308.6	476.0	1,414.4	1,890.4	154.2%	
28	Energy Storage & Micro-Grid Proj	-	-	-	-	-	-	-	
29	Storage Warehouse	15.0	-	-	-	-	-	-	
30	Equipment:								
31	<i>Construction Equipment</i>	33.4	231.0	231.2	51.8	0.2	52.0	22.4%	
32	<i>Computer Software</i>	-	10.0	10.0	-	-	-	-	
34	Contributions To Other Funds	49.7	346.8	346.8	-	-	-	-	
35	Contingencies	-	-	-	-	-	-	-	
36	TOTAL CAPITAL ACQ. FD	1,703.8	587.8	1,264.6	581.7	1,527.5	2,109.2	46.0%	
37	TOTAL EXPENDITURES	1,799.7	10,422.8	11,039.7	589.4	1,548.6	2,138.0	5.3%	
38	REVENUES								
39	Interest Earnings	303.4	319.9	319.9	245.5	-	245.5	76.7%	
40	State/Fed Aid	1,338.8	6,471.0	6,471.0	(1,587.2)	-	(1,587.2)	(24.5%)	
41	Sewer Connection Fees	315.4	19.0	19.0	419.2	-	419.2	2,206.3%	
42	Other Revenue & Misc Fees	-	-	-	-	-	-	-	
43	Loan Proceed	-	979.0	979.0	-	-	-	-	
44	Gain/Loss Revenue Capital Assets	(92.5)	-	-	4.6	-	4.6	-	
45	TOTAL REVENUES	1,865.1	7,788.9	7,788.9	(917.9)	-	(917.9)	(11.8%)	
46	NET OF OPERATION	65.5	(2,633.9)	(3,250.8)	(1,507.4)	(1,548.6)	(3,056.0)	321.6	
47	Beginning Fund Balance	8,557.9	7,714.5	7,714.5	7,714.5		7,714.5	7,714.5	
48	Depreciation Expense	1,294.7	1,238.6	1,238.6	1,037.5		1,037.5	1,238.6	
49	PY ACFR Adjustments				-		-	-	
50	Transfer to/from O&M	(2,203.6)	(2,994.7)	(2,994.7)	(2,423.7)		(2,423.7)	(2,115.6)	
51	ENDING CAPITAL FUND BALANCE	7,714.5	3,324.5	2,707.6	4,820.9		3,272.2	7,159.1	
52									
53	FUND BAL SUMMARY:		CAP ACQ	REPL	TOTAL				
54	BEGIN BALANCE		-	7,714.5	7,714.5				
55	ACFR ADJUSTMENT		-	-	-				
56	NET CY EXPEND		(1,374.7)	(9.9)	(1,384.6)				
57	NET CY REVENUE		1,679.7	26.5	1,706.2				
58	CY DEPRECIATION			1,238.6	1,238.6				
59	TRANSFER TO/FROM CAP/REPL		(305.0)	305.0	-				
60	TRANSFER TO/FROM O & M-			(2,115.6)	(2,115.6)				
61	END FUND BALANCE		-	7,159.1	7,159.1				
62	LESS : OUTSTANDING ENCUMBRANCE		(1,527.5)	(21.08)	(1,548.6)				
63	FUND AVAILABLE FOR FY24		1,527.5	7,180.2	5,610.5				

CURRENT PERIOD ACTIVITIES TO		AP10 ENDED 4/30/25					
			A	A	B	C	D
		ACTUAL	ADOPTED BUDGE	ADJ BUDGET	CURRENT	% of	PROJ'N
DESCRIPTION		FY24	FY25	FY25	ACTUAL	Act / Bud	FY25
EXPENDITURES							
1	Phone/Supplies/BadDebt/Misc	377.7	266.0	266.4	275.4	103.4%	374.6
2	System Maintenance & Supplies	1,460.6	2,506.6	2,764.6	1,247.9	45.1%	1,481.2
3	Collection System Cleaning	76.0	350.0	350.0	67.8	19.4%	90.5
4	Percolation Pond Maint & Pond Dredging	0.0	25.0	25.0	0.0	-	33.2
5	Removal and Reuse of Biosolids	286.1	230.0	230.0	207.6	90.3%	208.0
6	Pump maintenance & Other Contracts	318.1	75.0	75.0	270.8	361.0%	284.0
7	Equipment Rentals	17.2	40.0	40.0	5.6	13.9%	8.8
8	Other - Maintenance	763.2	1,786.6	2,044.6	696.1	34.0%	856.8
9	Special Technical Svcs	99.2	535.7	588.6	128.4	21.8%	392.0
10	Collection System Flow Monitoring, Odor Cont	0.0	60.0	60.0	0.0	-	-
11	Video Inspect'n/Chloride Control/Trouble Shoo	0.0	160.0	160.0	0.0	-	63.9
12	Engineering and Technical Surveys	0.0	25.0	27.4	0.0	-	-
13	Biosolids Mgmt Plan, EIR & Other Studies	0.0	0.0	0.0	0.0	-	-
14	Misc. Studies	99.2	290.7	341.2	128.4	37.6%	328.1
15	Fed/State Permit Fees	63.2	74.0	74.0	70.4	95.2%	70.4
16	General Insurance Allocation Isf	28.6	25.5	25.5	22.6	88.6%	25.5
17	Indirect Recovery	14.5	37.1	37.1	18.5	50.0%	18.6
18	O&M Labor	2,839.8	2,546.0	2,546.0	2,506.1	98.4%	3,097.8
19	Mgmt. & Admin Svcs	197.8	253.4	253.4	253.4	100.0%	253.4
20	Wastewater Analysis	177.7	60.0	81.9	158.3	193.3%	177.3
21	Sewage System Power	608.1	547.1	547.1	371.9	68.0%	531.9
22	Sewage Treatment Costs	328.9	0.0	0.0	326.3	-	335.0
23	Rights Of Way Easements Purchase	0.0	0.0	0.0	0.0	-	-
24	Depreciation Expense	1,294.7	1,238.6	1,238.6	1,037.5	83.8%	1,238.6
25	TOTAL EXPENDITURES	7,490.7	8,089.9	8,423.1	6,416.7	76.2%	7,996.4
REVENUES							
27	Rents And Concessions	0.0	0.0	0.0	0.0	-	-
28	Plan. Eng Svcs	64.2	0.0	0.0	123.6	-	247.1
29	Sewer Svcs Charges	4,502.6	4,557.1	4,557.1	3,263.5	71.6%	4,825.7
30	Reclamation Water Sales	645.5	871.3	871.3	587.0	67.4%	770.1
31	Other Revenue & Misc Fees	74.8	0.0	0.0	18.9	-	37.9
32	Gain/Loss Revenue Capital Assets	0.0	0.0	0.0	0.0	-	-
33	TOTAL REVENUES	5,287.1	5,428.4	5,428.4	3,993.0	73.6%	5,880.9
34	NET OF OPERATION	(2,203.6)	(2,661.5)	(2,994.7)	(2,423.7)		(2,115.6)
35	BEGIN. FUND BALANCE	0.0	0.0	0.0	0.0		-
36	PY CAFR Adjustments	0.0			0.0		-
37	TRANSFER TO/FROM CAPITAL	2,203.57	2,661.5	2,994.7	2,423.7		2,115.6
38	ENDING O&M FUND BALANCE	0.0	0.0	0.0	0.0		-

4. DISTRICT STAFF REPORT

B. PROJECTS

CAPITAL PROJECTS - The Capital Project Status Report provides regular reporting on the status of active projects within the District

June 2025

ACTIVE CAPITAL PROJECTS REPORT - WATER AND SANITATION DEPARTMENT

Project Name	Phase	Due Date	Project Updates
Install UV Disinfection Modernization/Salt Reduction Equipment at Moorpark Water Reclamation Facility (MWRF)	Design	Summer 2025	90% complete. Design in progress with no major issues. UV equipment Purchase Agreement is in place. Shop Drawing from the vendor in progress. Prop 84 funding will end in December 2025.
Upgrade Recycled Water Pump Station No. 1 at MWRF	Design	Summer 2025	90% complete. Combined into Install UV Project. Design in progress with no major issues. Prop 84 funding will end in December 2025.
Construct Concrete Basin Lining at MWRF	Design	on hold	95% complete. Consultant revising 95% design. Prop 84 funding will end in December 2025.
Construct Stormwater Diversion & Groundwater Recharge facility at MWRF	Feasibility Study	on hold	Consultant finished groundwater recharge concept study.
Construct Steel Structure Storage Building at MWRF	Design	on hold	90% complete. Engineering Service Department to resume design consultant for 90% Design.
MWRF Solar Expansion (SCE Meter #2)	Design	Summer 2025	10% complete. Veolia working on 30% design, pond fill, and grading permit. Working on draft Energy Service Agreement. CEC Loan was approved in February 2025.
Construct Left-turn lane on HWY 118 to MWRF Entrance	Design	on hold	30% complete. Contract Modification with Designer, Environmental study has to be completed.
Construct New Stockton Reservoir at Stockton Road	Right-of-Way Acquisition	on hold	60% complete. Contract modification needed for 60% design at lower location. Additional Geotech Survey required.
Construct Well 99 Facility (APN 503-0-030-075) at Stockton Road	Design	-	Consultant design contract went to Board on 6/3 for approval.
Rehabilitate Well 20 at Championship Drive	Design	Summer 2025	90% complete. Consultant preparing final design.

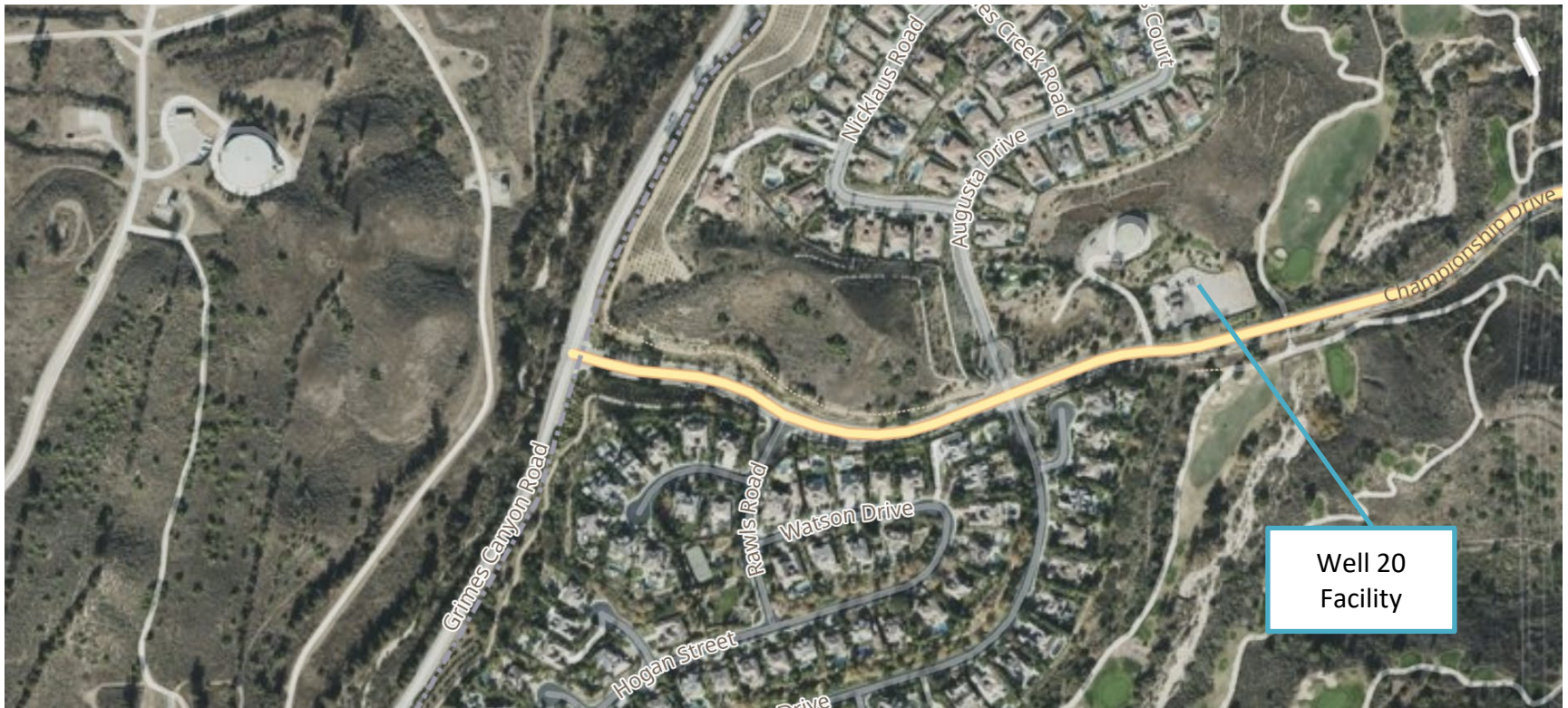
PUBLIC
VENTURA COUNTY
WORKS



District 1 Projects Updates

June 12, 2025 CAC Meeting

Well No. 20 Rehabilitation Project



Rehabilitate and restore production to Well 20 groundwater facility

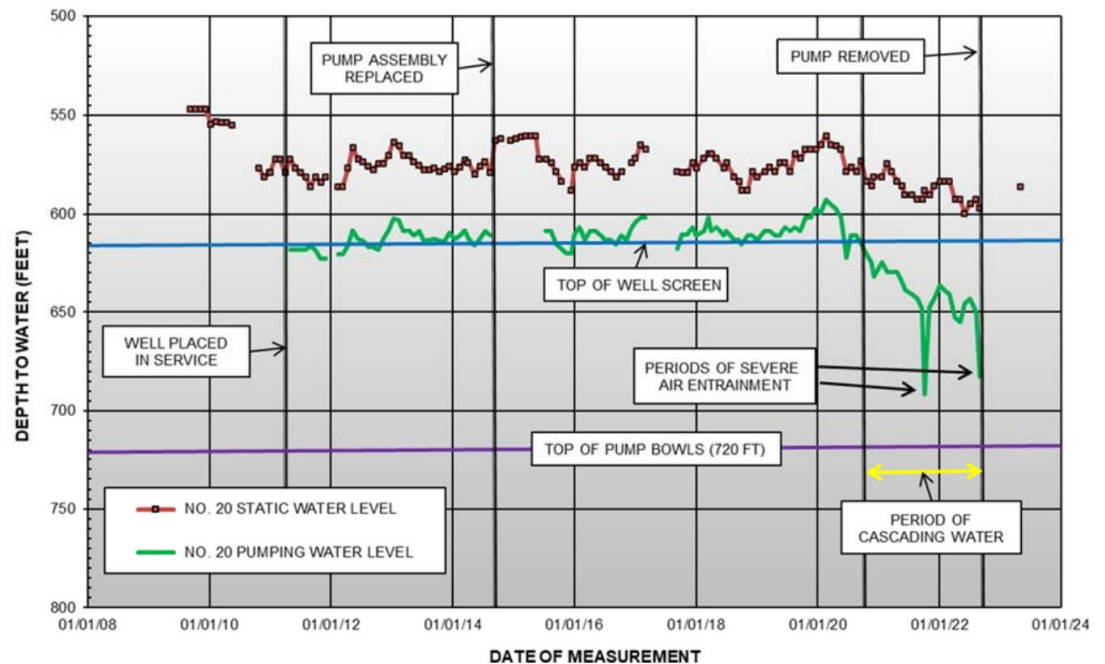
Well No. 20 Rehabilitation Project

Issues:

- ▶ Offline since October 2022
- ▶ Declining groundwater levels
- ▶ Air entrainment issues
- ▶ Limited depth

Short History:

- ▶ Drilled in 2003
- ▶ Put into initial service in 2011
- ▶ Required aggressive redevelopment in 2010 to remove drill mud flaw (only upper half of screens were redeveloped)
- ▶ Nominal production ~1000 GPM




Well No. 20 Rehabilitation Project

Scope:

- ▶ Aggressive Rehab
- ▶ Redevelop Well
- ▶ Liberate lower half of screens (clogged with drilling mud)
- ▶ Re-Equip Well: column pipe, tube/shaft, and new replacement pump
- ▶ Install a packer assembly
- ▶ Modify electrical / install VFDs
- ▶ Expected production 700-1,000 GPM

Costs/Timeline:

- ▶ Cost: \$500k
- ▶ Timeline: Complete by Winter 2025



Well No. 20 Rehabilitation Project

Example Photos from previous Well 4 Rehab



PUBLIC
VENTURA COUNTY
WORKS



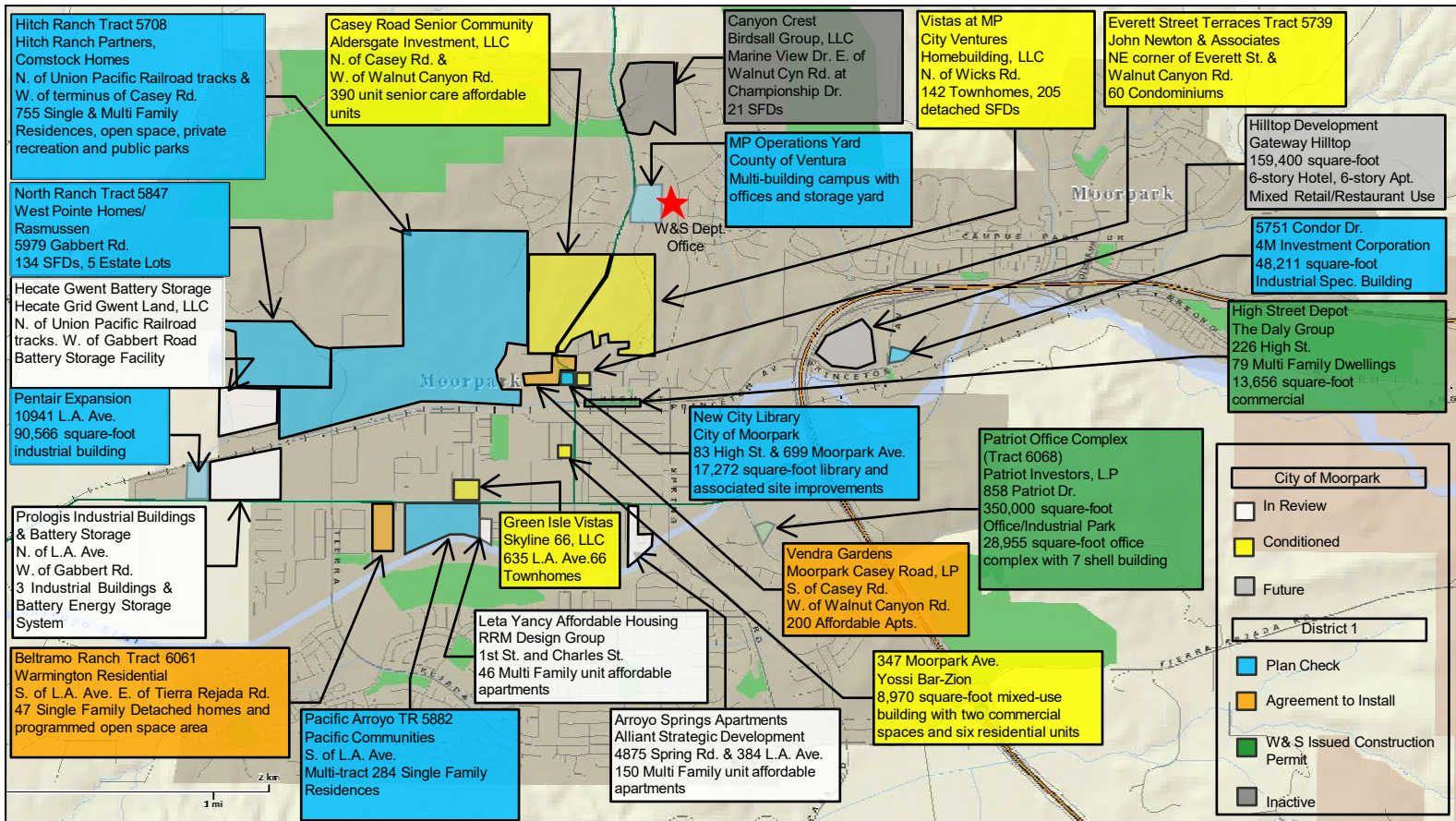
Questions?



4. DISTRICT STAFF REPORT

B. PROJECTS

DEVELOPMENT PROJECTS - The Development Project Status Report provides updates on the status of active development projects within the District



Ventura County Waterworks District 1 - Development Projects

Revision June 2025

This map is to be used for reference purposes only, and no other use or reliance on the same is authorized. Parcel lines are shown for tax purposes only and are not intended for conveyances, nor is it intended to substitute for a legal survey or property abstract. Parcels shown do not necessarily constitute a legal lot of record.

June 2025

RESIDENTIAL DEVELOPMENT PROJECTS

Project Name / Developer	Project Location	Project Description	District Project Manager	Phase
North Ranch (Tract 5847) Developer: West Pointe Homes/Rasmussen	5979 Gabbert Road	134 single family homes and 5 estate lots	R. Zastrow	Plan Check
Hitch Ranch (Tract 5708) Developer: Hitch Ranch Partners/Comstock Homes	North of Union Pacific Railroad tracks and West of terminus of Casey	755 single and multi-family residences, open space, manufactured slopes, detention basins, private recreation, public park.	R. Zastrow	Plan Check
Beltramo Ranch (Tract 6061) Developer: Warmington Residential	South of Los Angeles Avenue, East of Tierra Rejada Road, and West of Maureen	47 single-family detached homes and programmed open space areas	R. Zastrow	In Construction
Everett Street Teraces (Tract 5739) Developer: John Newton	Northeast corner of Everett Street and Walnut Canyon Road	60 condominium residences	TBD	Conditioned
Vistas at Moorpark Developer: City Ventures Homebuilding, LLC	East of Walnut Canyon Road, North of Wicks Road; APN 512-0-010-010, -025, -055, -065 APN 512-0-020-010, -030 APN 512-0-030-010, -025	142 townhomes and 205 detached single family homes of varying lot sizes	TBD	Conditioned
Pacific Arroyo (Tract 5882) Developer: Pacific Communities	South of Los Angeles Avenue and East of Maureen Lane	284 single-family residences	R. Zastrow	Plan Check
Green Island Villas Developer: Skyline 66, LLC	635 Los Angeles Avenue	66 townhouse condominiums	TBD	Conditioned
Vendra Gardens Apartments Developer: Moorpark Casey Road LP	South of Casey Road and West of Walnut Canyon	200 affordable apartments	H. Arredondo	In Construction
High Street Depot Developer: The Daly Group	226 High Street	79 apartments and 13,656 square-foot commercial	H. Arredondo	In Construction
Casey Road Senior Community Developer: Aldersgate Investment, LLC	North of Casey Road and West of Walnut Canyon Road	390-unit senior retirement community	TBD	Conditioned
Leta Yancy Affordable Housing Developer: RRM Design Group	1st Street and Charles Street	46 Multi-Family Unit Affordable Apartments	F. Zablocki	In Review (City of Moorpark)
Arroyo Spring Apartments Developer: Alliant Strategic Development	4875 Spring Road and 384 Los Angeles Avenue	150 multi-family unit affordable apartment project, parcel map, development agreement amendment	F. Zablocki	In Review (City of Moorpark)

June 2025

COMMERCIAL/INDUSTRIAL/OTHER DEVELOPMENT PROJECTS

Project Name / Developer	Project Location	Project Description	Project Manager	Phase
Pentair Expansion Developer: Amir Development Company	10941 Los Angeles Avenue	90,566 square-foot industrial building	TBD	Plan Check
Patriot Office Complex (Tract 6068) Developer: Patriot Investors, LP	858 Patriot Drive	28,955 square-foot office complex with 7 shell buildings	F. Zablocki	In Construction
Hecate Gwent Battery Storage (formerly Tentative Tract No. 5906) Developer: Hecate Grid Gwent Land LLC	North of Union Pacific Railroad tracks, West of Gabbert Road	Battery storage facility located, includes development agreement amendment and a tentative parcel map	TBD	In Review (City of Moorpark)
New City Library (Civic Center Master Plan EIR) Developer: City of Moorpark	83 High Street and 699 Moorpark Avenue	New 17,272 square-foot library and demolition of existing 7,900 square-foot library and associated site improvements	F. Zablocki	Plan Check
347 Moorpark Avenue Mixed-Use Building Developer: Yossi Bar-Zion	347 Moorpark Avenue	8,970 square-foot mixed-use building with two commercial spaces and six residential units	TBD	Conditioned
5751 Condor Drive Developer: 4M Investment Corporation	APN 513-0-060-335	48,211 square-foot industrial building	TBD	Plan Check
Prologis Industrial Buildings & Battery Storage Developer: Prologis	North of Los Angeles Avenue, West of Gabbert Road	Three industrial buildings and a battery energy storage system	TBD	In Review (City of Moorpark)
Moorpark Operations Yard Developer: County of Ventura	6767 Spring Road	Multi-building campus with administrative offices and storage yard	H. Arredondo	Plan Check

FUTURE DEVELOPMENT PROJECTS

Project Name / Developer	Project Location	Project Description	Project Manager	Phase
Hilltop Development Developer: Princeton Development	APN 513-0-010-285 (North of Princeton Ave.) and 513-0-010-295 (East of 118 FWY)	6-Story Hotel, 6-Story Apt. Mixed retail/restaurant use	TBD	Zone Change Approved

June 2025

INACTIVE DEVELOPMENT PROJECTS

Project Name / Developer	Project Location	Project Description	Project Manager	Phase
Canyon Crest Developer: Birdsell Group, LLC	Marine View Drive, East of Walnut Canyon Road at Championship Drive	21 single-family residences		Inactive
Moorpark West Studios Developer: Triliad Development	Los Angeles Avenue, West of SCE substation	Motion picture studio complex		Inactive

4. DISTRICT STAFF REPORT

C. O&M UPDATE

- WATER SALES TO BUDGET, SYSTEMS STATUS, AMI
- COMPLAINTS, OUTAGES AND WATER QUALITY
- WATER SUPPLY CONDITIONS

PUBLIC
VENTURA COUNTY
WORKS

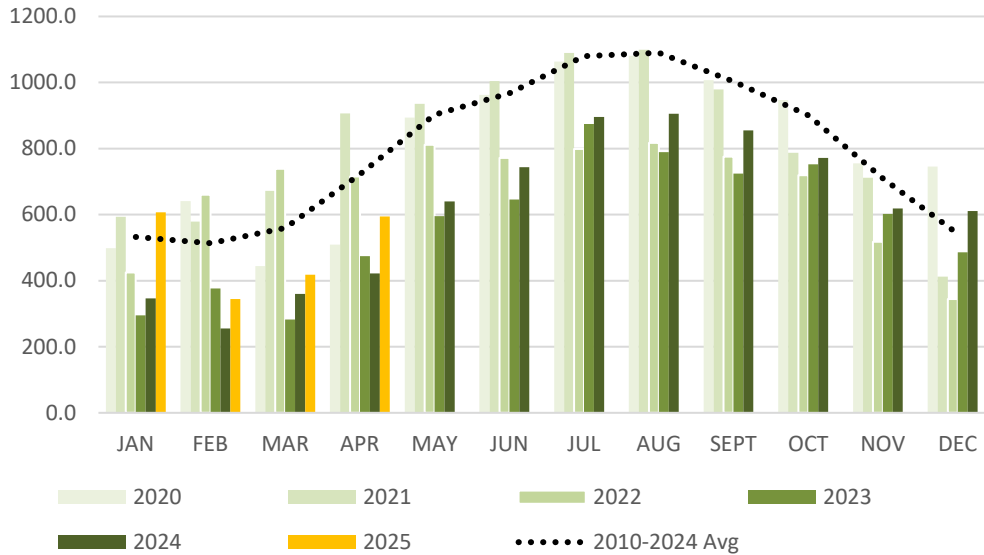


District 1 O&M Updates

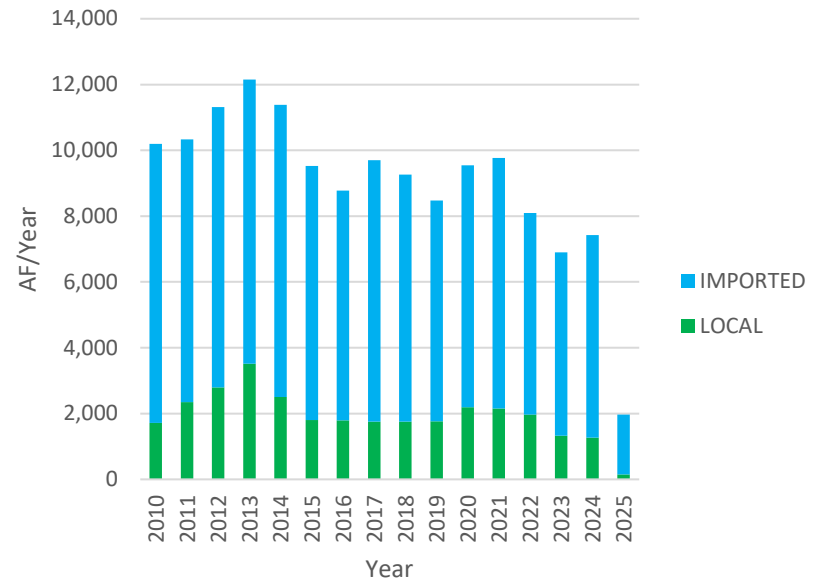
June 12, 2025 CAC Meeting

Operations & Maintenance – Water Efficiency

District 1 AF per Month



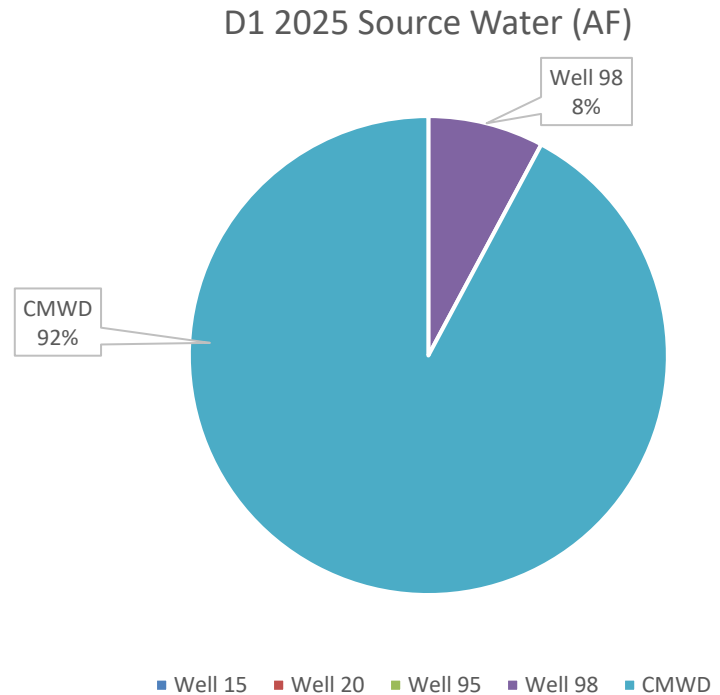
District 1-Moorpark Historic Water Production by Source



Ventura County Waterworks - FY2025 Q4 Update

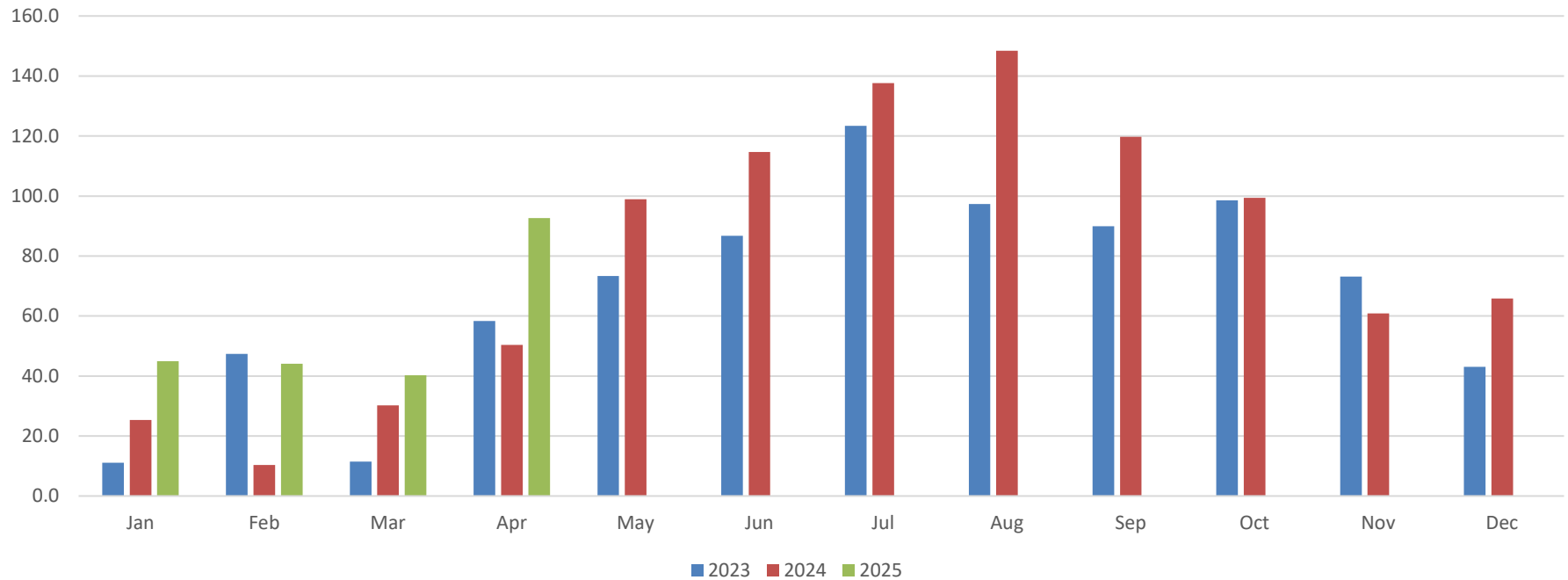
Wells/Source Production - 2025

- ▶ Well # 15
 - ▶ 0 AF pumped (Well online 5/27/25)
- ▶ Well # 20
 - ▶ 0 AF pumped (Well down)
- ▶ Well # 95
 - ▶ 0 AF pumped (Well down)
- ▶ Well # 98
 - ▶ 153.63 AF pumped
- ▶ CMWD Purchases
 - ▶ 1,810.90 AF purchased



Recycled Water Produced by month

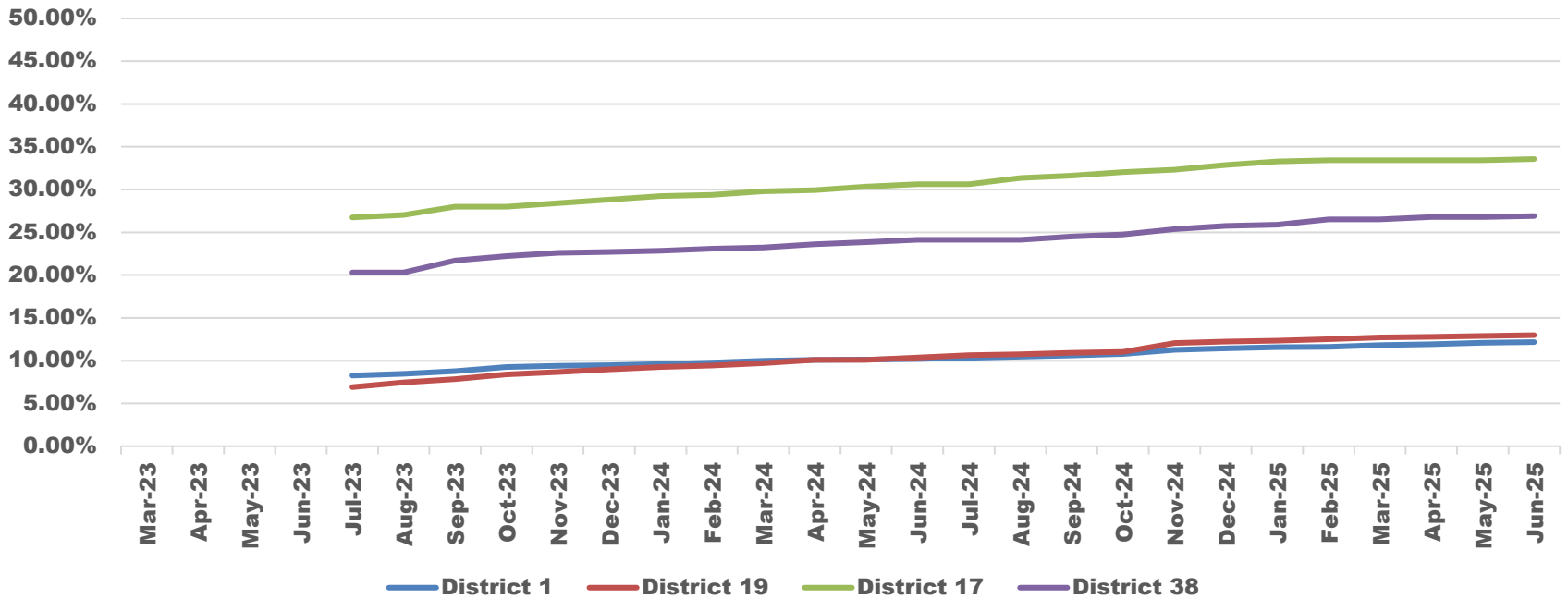
Recycled Water AF Per Month



Ventura County Waterworks - FY2025 Q4 Update

AMI Report

Percentage of Registered Accounts per District as of June 2025

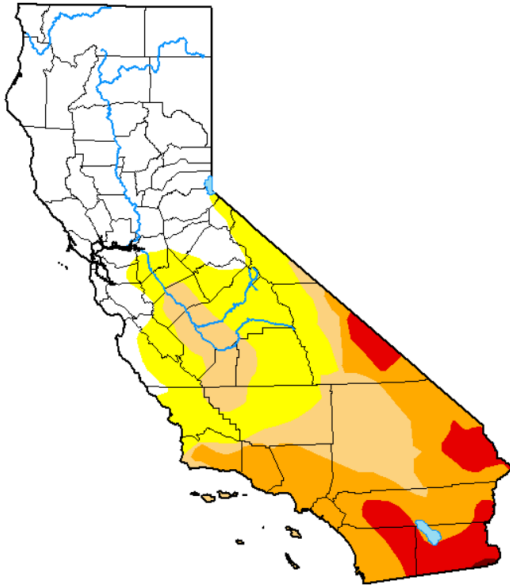


Ventura County Waterworks - FY2025 Q4 Update

Water Supply Conditions

U.S. Drought Monitor California

May 27, 2025
(Released Thursday, May. 29, 2025)
Valid 8 a.m. EDT



Intensity:

- None
- D0 Abnormally Dry
- D1 Moderate Drought
- D2 Severe Drought
- D3 Extreme Drought
- D4 Exceptional Drought

The Drought Monitor focuses on broad-scale conditions. Local conditions may vary. For more information on the Drought Monitor, go to <https://droughtmonitor.unl.edu/About.aspx>

Author:

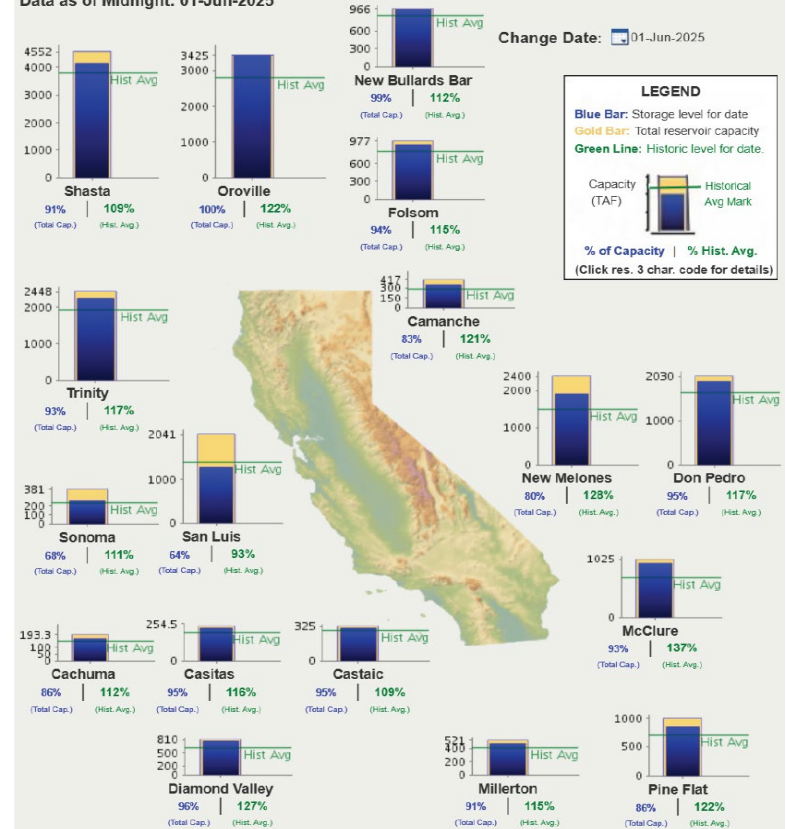
Brad Pugh
CPC/NOAA



droughtmonitor.unl.edu

CURRENT CONDITIONS: MAJOR WATER SUPPLY RESERVOIRS:01-JUN-2025

Data as of Midnight: 01-Jun-2025



[Click to download printable version of current data.](#)

Report Generated: 02-Jun-2025 1:47 PM

Ventura County Waterworks - FY2025 Q4 Update

PUBLIC
VENTURA COUNTY
WORKS



Questions?

5. DIRECTOR'S INFORMATIONAL ITEMS

- A. LAS POSAS VALLEY WATERMASTER – An update on decisions and/or rulings by the LPV Watermaster and LPV Policy Advisory and Technical Advisory Committees

- B. CALLEGUAS MUNICIPAL WATER DISTRICT /METROPOLITAN WATER DISTRICT OF SOUTHERN CALIFORNIA - An update on decisions and rulings by these agencies which may impact the District.

5. DIRECTOR'S INFORMATIONAL ITEMS

C. BOARD OF SUPERVISORS AGENDA ITEMS - A report on Ventura County Board of Supervisors items the district may be presenting or has recently been presented.

06/03/2025 WWD1 Well No. 99 Facility Design

06/24/2025 Property Liens on Tax Roll for Collections

06/24/2025 Public Hearing Proposed Sewer Rate Increase

5. DIRECTOR'S INFORMATIONAL ITEMS

D. PUBLIC OUTREACH - Any specific outreach efforts the District has accomplished concerning water conservation, or other issues.

6. COMMITTEE MEMBERS COMMENTS/FUTURE AGENDA ITEMS

7. ADJOURNMENT

The next regularly scheduled District 1 CAC meeting will be held on August 14, 2025