

Central Services
Joan Araujo, Director

Engineering Services
Anastasia Seims Director

Roads & Transportation
Anitha Balan, Director

Water & Sanitation
Vacant, Director

Watershed Protection,
Jeff Palmer, Director

January 14, 2025


**NOTICE OF A MEETING OF THE
VENTURA COUNTY WATERWORKS DISTRICT NO. 17
BELL CANYON CITIZENS' ADVISORY COMMITTEE**

NOTICE IS HEREBY GIVEN that a meeting of the Ventura County Waterworks District No. 17 Bell Canyon Citizens' Advisory Committee will be held **Tuesday, January 21, 2024**, from 7:00 p.m. to adjournment at the **Bell Canyon Homeowner's Association located at 30 Hackamore Lane, Bell Canyon, California.**

Committee members must be present at the meetings and members of the public are also invited to attend in person or via Zoom. To electronically join the meeting please follow the provided steps – At the specific time (7:00 p.m.) dial the number (669) 900- 6833, when prompted enter the meeting ID 470 052 7072. You can also join the meeting by visiting this link - **Join Zoom Meeting**
<https://us06web.zoom.us/j/4700527072>

Advisory Committee Members: Please contact the District Office by telephone at (805-378-3005), or by email at wspc@ventura.org, no later than Friday, January 17, 2025, if you are unable to participate.

Sincerely,



David Fleisch, P.E.
Assistant Director



AGENDA OF THE MEETING

1. CALL TO ORDER
2. APPROVAL OF THE MINUTES OF THE November 19, 2024 MEETING.
3. PUBLIC COMMENTS
Members of the public may address the Citizens' Advisory Committee (CAC) on items of interest to the public that are within the subject matter jurisdiction of the Committee, but do not appear on the agenda. With respect to agenda items, the public will be given an opportunity to address the Committee when the item is reached in the meeting.
4. DISTRICT STAFF REPORT
 - A. BUDGET AND FINANCIAL REVIEW - An update on the budget and financial status of the District.
 - B. PROJECTS
 - CAPITAL PROJECTS - Status Report provides regular reporting on the status of active capital projects within the District.
 - C. O&M UPDATE
 - WATER SALES TO BUDGET
 - SYSTEM STATUS
 - AMI – Advanced Metering Infrastructure
 - COMPLAINTS, OUTAGES, AND WATER QUALITY
5. INFORMATIONAL ITEMS - Provides the opportunity for the Director to present items that are not within the subject matter of the District's Staff Report.
 - A. HOA / Equestrian Center Water Usage
 - B. CALLEGUAS MUNICIPAL WATER DISTRICT / METROPOLITAN WATER DISTRICT OF SOUTHERN CALIFORNIA UPDATE – An update on decisions and rulings by these agencies which may impact the District.
 - C. BOARD LETTER TRACKER - UPDATE ON VENTURA COUNTY BOARD OF SUPERVISORS AGENDA ITEMS RELATED TO THE DISTRICT – A status report on what items District staff has recently presented, or may be presented, before the Ventura County Board of Supervisors.

- D. UPDATE ON AVENUES OF PUBLIC OUTREACH – How the District is reaching out to its customers concerning water conservation.

6. COMMITTEE MEMBERS' COMMENTS/FUTURE AGENDA ITEMS

7. ADJOURNMENT

*The next regularly scheduled District 17 CAC meeting will be held on April 15, 2025.

MEETINGS

January 21, 2025

2nd Meeting

3rd Meeting

4th Meeting

TOPICS

Annual overviews or summaries

Projects – Capital and Development

O&M Items

Rate Reviews

DRAFT

CITIZENS' ADVISORY COMMITTEE VENTURA COUNTY WATERWORKS DISTRICT NO. 17 MINUTES OF THE NOVEMBER 19, 2024

COMMITTEE MEMBERS IN ATTENDANCE: Ronald Marks, Christopher Shubeck
Neil Sokoler, Steven Price, Greg McHugh

COMMITTEE MEMBERS ABSENT: None

COMMITTEE MEMBER VACANCY: None

STAFF: David Fleisch, Assistant Director PWA
Jean Fontayne, Staff Services Manager
Art Aseo, Deputy Director
June Kim, Sr. Engineering Manager-zoom
Homer Arredondo, Engineering Manager-zoom

GUESTS: None

* * *

1. CALL TO ORDER - The Meeting was called to order at 7:02 PM.
2. Approval of the Minutes of September 17, 2024, Meeting. Steve Price asked for motion to approve the minutes, Neil Sokoler 2nd the motion. 4 Members present approved the minutes; Greg abstained because he was not present in the last meeting.
3. PUBLIC COMMENT
 - Questions from the previous meeting are being answered. Slide 5 of the last meeting presentation was the waterline work that was \$13,062, the question was why is that so high? It was because, a waterline issue at Rocketdyne and it needed special hazmat equipment and pothole digging.
 - The 2nd question was called out on the ad hoc report there was a water purchase vs a usage, in a negative 14%. This was incorrect and should have been 5%.
 - Question on the labor increase in the Budget, that was also an error, that labor was capital labor for the Engineers, in the wrong column. All were corrected.
4. DISTRICT STAFF REPORT
 - A. BUDGET AND FINANCIAL REVIEW – An update on the budget and financial status of the District.
 - David started off saying, the next meeting, he has asked staff to do a summary, going forward. This is the first quarter of the Fiscal Year.
 - Water purchases/sales look like they are tracking within tolerance. Meter charge is just the fee of the meter. The water charge is the

commodity charge of usage which fluctuates as weather permits.

- B. CAPITAL PROJECTS – The Capital Project Status Report provides regular reporting on the status of active capital projects within the District.
 - o Bell Canyon Reservoir No. 3, we are currently working on the design. We combined the Creek Crossing with the reservoir. The plan is to get through the 30% design and do a community meeting to display some visual renderings of what the project is about. We will wait until after the holidays to have this meeting. Steve suggested that we invite the community to the next CAC Meeting and present this work, so that everyone understands the projects we are working on. This project is funded with Grant Funding. The Grant Funding is 70% Match, 0 interest in 10.4M, 7M payback and 3M forgiven. If any overage 2.1% regular funding.
- C. WATER QUALITY REPORT – A report regarding water quality complaints, if any, received by the District since the previous CAC meeting and how these complaints were resolved.
 - o None
- D. WATER SUPPLY CONDITIONS – An update on water supply conditions within the District, Southern California, and throughout the State.
 - o Still remains the same. Reservoirs are still at an excellent capacity.
- E. CALLEGUAS MUNICIPAL WATER DISTRICT/METROPOLITAN WATER DISTRICT OF SOUTHERN CALIFORNIA UPDATE – An update on decisions and rulings by these agencies which may impact the District.
 - o None
- F. UPDATE ON AVENUES OF PUBLIC OUTREACH – How the District is reaching out to its customers concerning water conservation.
- G. BOARD LETTER TRACKER-UPDATE ON VENTURA COUNTY BOARD OF SUPERVISORS AGENDA ITEMS RELATED TO THE DISTRICT
 - o 10/29/24 AECOM Modification #3 for Design of Reservoir 3 and Pipeline
 - o 12/10/24 Public Hearing Proposed Increases to Water Rates and Service Charges
- H. UPDATE ON ADVANCED METERING INFRASTRUCTURE (AMI) IMPLEMENTATION
 - o Keep encouraging your community to sign up.
 - o Send some information to Steve and he can let the Editor of Bell Canyon Newsletter know and she can put a quip in the newsletter for the community.

5. DIRECTOR'S INFORMATIONAL ITEMS – Provides the opportunity for the Director to present items that are not within the subject matter of the District's Staff Report.
 - A. HOA/EQUESTRIAN CENTER WATER USAGE
 - B. O&M QUARTERLY REPORT
 - 3 Fire flow tests
 - Source Water Supply/Demand
 - Customer Activity labor cost, Service Orders labor cost, Line location labor cost.
 - Capital Improvement Projects, same as what was discussed in Capital Improvements section.
6. COMMITTEE MEMBERS' COMMENTS/FUTURE AGENDA ITEMS

David introduced Art Aseo to the members as the new Deputy Director. Still in the progress in hiring for the Director position.

 - We had a shortage of Engineers; we have now filled all but one position.
 - Suggest we move the WWD17 CAC Meetings Quarterly. 4 meetings a year vs. 6 meetings. A vote was taken to accept Quarterly Meetings. All voted in favor. 5-0, Starting in January
7. ADJOURNMENT – The meeting adjourned at 8:37 PM
Next Meeting January 21, 2024.

3. PUBLIC COMMENTS

Members of the public may address the Citizens' Advisory Committee (CAC) on items of interest to the public that are within the subject matter jurisdiction of the Committee, but do not appear on the agenda. With respect to agenda items, the public will be given an opportunity to address the Committee when the item is reached in the meeting.

4. DISTRICT STAFF REPORT

- A. BUDGET AND FINANCIAL REVIEW - An update on the budget and financial status of the District.

CURRENT PERIOD ACTIVITIES TO AP05 FY25 ENDING 11/30/2024						
DC REPORT DETAILS		FY23 ACTUAL	FY24 ACTUAL	FY25 ADJ BUDGET	FY25 ACTUAL	FY25 YR-END PRJ
Total Beginning Balances		\$2,727,920	\$2,610,236	\$2,838,992	\$2,838,992	\$2,838,992
Total Ending Balances		\$2,610,236	\$2,838,992	\$1,335,889	\$2,909,398	\$2,328,013
Total Proposed Targets		\$844,119	\$883,573	\$1,325,366	\$401,362	\$1,198,091
Alert		ok	ok	ok	ok	ok
O&M/ Rate Stab Fund		FY23 ACTUAL	FY24 ACTUAL	FY25 ADJ BUDGET	FY25 ACTUAL	FY25 YR-END PRJ
Beginning Balances		\$1,527,458	\$1,309,116	\$1,278,640	\$1,278,640	\$1,278,640
O&M Revenue						
Interest Earning				\$0.0	\$0	-
State Aid for Disaster		-	-	\$0.0	\$0	-
Special Assessment		7,901	8,113	\$7,234.8	\$70	7,235
Line Extension/Permit Fees		1,505.0	5,712.0	\$1,700.0	\$1,486	1,700
Meter Sales And Install Fee		2,665.0	2,294.0	\$2,500.0	\$1,114	2,500
Other Revenue-Misc		34,083.4	34,301.8	\$45,125.4	\$14,124	45,125
Water Sales		2,222,843.5	2,466,710.1	\$3,455,900.9	\$1,171,263	3,677,844
Gain/Loss Capital Assets		-	-	\$0.0	\$0	-
CAFR Adjustments				\$0.0		
Total - O&M Revenue		2,268,997.5	2,517,130.9	\$3,512,461	\$1,188,057.0	\$3,734,404
O&M Expenditure						
System Maintenance Supplies & Contracts		114,533.0	153,658.9	133,627.0	\$33,830	\$130,940
Improvement Maintenance		1,801.8	2,173.8	\$0	\$954	\$0
Buildings And Improvements Maintenance		-	-	\$0	\$0	\$0
Equipment		-	-	\$0	\$0	\$0
Indirect Cost Recovery		11,854.0	17,141.0	\$8,909	\$4,455	\$8,909
Misc. Expense		38,215.2	39,980.2	\$49,802	\$2,328	52,602
Other Prof. & Spec. Svcs		3,403.5	3,396.4	\$10,756	\$135	\$10,756
State Permit/Fees		-	-	\$1,000	\$443	1,500
O&M Labor		311,135.0	308,474.0	\$800,320	\$102,054	\$322,824
Management And Admin Survey ISF		155,100.0	134,325.0	\$159,600	\$39,900	\$159,600
Engineering And Technical Surveys		-	-	\$84,300	\$0	\$84,300
Water Analysis		5,078.3	7,928.5	\$5,000	\$2,183	\$5,000
Cross Connection Fees		-	-	\$1,000	\$0	\$1,000
Water Purchases		1,588,017.4	1,583,011.4	\$2,488,461	\$864,615	2,368,527
Water System Power		4,753.8	6,360.4	\$5,000	\$1,612	\$4,940
Depreciation Expense		104,148.2	277,876.9	\$103,689	\$67,588	\$103,689
Contribution to other Funds		7,739.7	5,446.1	\$36,640	\$0	\$36,640
Meter Purchase		15,488.8	7,834.3	\$30,000	\$16,847	30,000
Conservation Program			-	\$1,000	\$0	-
Contingencies			-	\$0	\$0	\$0
CAFR Adjustment		126,071.0	-	\$0		
Total - O&M Expenditure		\$2,487,340	\$2,547,607	\$3,919,104	\$1,136,942	\$3,321,227
Result of Operation		(\$218,342)	(\$30,476)	(\$406,643)	\$51,115	\$413,177
CAFR Adjustments						\$0
Transfer to/fr Capital Reserve		\$0	\$0	\$0	\$0	\$0
Ending Balances		\$1,309,115.78	\$1,278,639.78	\$871,996.47	\$1,329,754.46	\$1,691,816.76
Total Purchase		522.3	733.0	1210.0		967.7
Total Usage		499.5	726.0	1137.4		917.2
Water Loss		4%	1%	6%		5%
Minimum Balance						
25%		\$621,835	\$636,902	\$979,776	\$284,236	\$830,307
10%		\$222,284	\$246,671	\$345,590	\$117,126	\$367,784

Acquisition&Replacement Fund	FY23 ACTUAL	FY24 ACTUAL	FY25 ADJ BUDGET	FY25 ACTUAL	FY25 YR-END PRJ
Beginning Balances	\$1,200,462	\$1,301,121	\$1,560,352	\$1,560,352	\$1,560,352
Capital Sources of Funds					
Interest Earning	75,701.9	114,821.8	96,991.7	\$0	\$128,643
Capital Improvement Chrgs	695.0	1,390.0	\$2,600	\$0	2,600
Gain/Loss Capital Assets	-	-	\$0	\$0	-
Loan Proceeds	-	-	\$0	\$0	-
Depreciation Expense	104,148.2	277,876.9	\$103,689	\$67,588	\$103,689
Total - Capital Sources of Funds	\$180,545	\$394,089	\$203,281	\$67,588	\$234,932
Capital Uses of Funds					
Water System Improvement:					
System Improvement Maintenance	-	-	1,244,740.0	(\$0)	150,000
Reservoir Improvement	-	-	\$0	\$0	-
SCADA Improvement	-	-	\$0	\$0	-
General Improvement Maintenance	-	-	\$55,000	\$0	\$55,000
Total Water System Improvement	\$0	\$0	\$1,299,740	(\$0)	\$205,000
Water Construction Project:					
Connection bet. 2 Pressure Zone	-	-	-	-	\$0
1.74 MG Reservoir with piping within Zone 1924	79,887.0	-	\$0	47,699.2	\$952,438
Bell Canyon Reservoir 1 Repair	-	-	\$0	596.5	\$1,649
Reservoir No. 3 Piping within Zone 1677	-	134,857.4	\$0	-	\$0
HighPressurePipeline fr HaciendaRd to Dappelgray	-	-	\$0	\$0	\$0
Total Water Construction Project	\$79,887	\$134,857	\$0	48,295.7	\$954,088
Other Equipment			-	-	-
Total - Capital Uses of Funds	\$79,887	\$134,857	\$1,299,740	\$48,296	\$1,159,088
Net Capital Fund	\$100,658	\$259,231	(\$1,096,459)	\$19,292	(\$924,155)
Transfer to/fr O&M / Rate Stabilization Fund	\$0	\$0	\$0	\$0	\$0
Prior Year CAFR Adjustments					
Ending Fund Balance	\$1,301,121	\$1,560,352	\$463,893	\$1,579,644	\$636,196

	WATERWORKS DISTRICT #17-BELL CANYON						
	CURRENT PERIOD ACTIVITIES TO AP05 FY25 ENDING 11/30/2024						
		ACTUAL	Adopted Budget	Adjusted Budget	Estimated 3Mos	Current	% of
	DESCRIPTION	FY 24	FY 25	FY 25	of Budget	Actual	Act/Adpt Bud
	EXPENDITURES						
1	System Maintenance Supplies & Contracts	153.7	130.9	133.6	32.7	33.8	26%
2	General Maint Supplies	153.7	40.9	43.6	10.2	33.8	83%
3	PR #1 Sump Pump	0.0	10.0	10.0	0.0	0.0	0%
4	Reservoir Sampling Ports	0.0	10.0	10.0	0.0	0.0	0%
5	CLA Valve Maintenance	0.0	10.0	10.0	2.5	0.0	0%
6	Pipe Materials	0.0	30.0	30.0	7.5	0.0	0%
10	Adjust Valve Stacks	0.0	10.0	10.0	2.5	0.0	0%
11	Utility Billing System Maintenance	0.0	0.0	0.0	0.0	0.0	
12	SCADA	0.0	0.0	0.0	0.0	0.0	
13	Ladder Fall Protection	0.0	10.0	10.0	2.5	0.0	0%
14	Emergency Repairs	0.0	10.0	10.0	2.5	0.0	0%
15	Improvement Maintenance	2.2	0.0	0.0	0.0	1.0	
16	Equipment	0.0	0.0	0.0	0.0	0.0	
17	Indirect Cost Recovery	17.1	8.9	8.9	2.2	4.5	50%
18	Misc. Expense	40.0	49.8	49.8	12.5	2.3	5%
19	Other Prof. & Spec. Svcs	3.4	10.0	10.8	2.5	0.1	1%
20	Engineering And Technical Surveys	0.0	84.3	84.3	21.1	0.0	0%
21	State Permit/Fees	0.0	1.0	1.0	0.3	0.4	44%
22	O&M Labor	308.5	800.3	800.3	200.1	102.1	13%
23	Management And Admin Survey ISF	134.3	159.6	159.6	39.9	39.9	25%
24	Water Analysis	7.9	5.0	5.0	1.3	2.2	44%
25	Cross Connection Fees	0.0	1.0	1.0	0.3	0.0	0%
26	Water Purchases	1,583.0	2,488.5	2,488.5	622.1	864.6	35%
27	Water System Power	6.4	5.0	5.0	1.3	1.6	32%
28	Depreciation Expense	277.9	103.7	103.7	25.9	67.6	65%
29	Contribution to other Funds	5.4	36.6	36.6	9.2	0.0	0%
30	Meter Purchase	7.8	30.0	30.0	7.5	16.8	56%
31	Conservation Program	0.0	1.0	1.0	0.3	0.0	0%
32	Contingencies	0.0	0.0	0.0	0.0	0.0	
33	TOTAL EXPENDITURES	2,547.6	3,915.7	3,919.1	973.9	1,136.9	
34	REVENUES						
35	Interest Earning	0.0	0.0	0.0	0.0	0.0	
37	Special Assessment	8.1	7.2	7.2	1.8	0.1	1%
38	Line Extension/Permit Fees	5.7	1.7	1.7	0.4	1.5	87%
39	Meter Sales And Install Fee	2.3	2.5	2.5	0.6	1.1	45%
40	Other Revenue-Misc	34.3	45.1	45.1	11.3	14.1	31%
41	Water Sales	2,466.7	3,455.9	3,455.9	864.0	1,171.3	34%
43	TOTAL REVENUES	2,517.130900	3,512.5	3,512.5	878.1	1,188.1	
44	RESULT OF OPERATION	(30.5)	(403.2)	(406.6)	(95.8)	51.1	
45	O&M Fund Balance Reserve:						
46	Beginning Fund Balance	1,309.12	\$1,278.64	\$1,278.64	1,278.64	\$1,278.64	\$1,278.64
47	CAFR Adjustments/FY212312-Purchases					\$0.00	\$0.00
48	Net of Operation	(30.48)	(403.20)	(406.64)	(95.80)	51.11	413.18
49	O&M Fund Balance Reserve:	1,278.64	\$875.44	\$872.00	\$1,182.84	\$1,329.75	\$1,691.82
50	Required O&M Fund Reserve: 25% of Exp.	\$636.90	\$978.92	\$979.78	\$243.48	\$284.24	\$830.31
51	O&M FBR vs Required Reserve	ok	alert		ok	ok	ok

WATERWORKS DISTRICT #17-BELL CANYON											
CURRENT PERIOD ACTIVITIES TO AP05 FY25 ENDING 11/30/2024				A	B		C	D	E	F	H
		ACTUAL	ADOPTED BUDGET	ADJUSTED BUDGET	CURRENT PERIOD FY 25			% of	Yr-End Projection		
	DESCRIPTION	FY 24	FY 25	FY 25	EXP/REV	ENC	TOTAL	Act/Bud	6/30/2025		
1	<u>NON CAPITALIZED EXPENDITURES:</u>										
2	General Improvement Maintenance	0.0	55.0	55.0	0.0	0.0	0.0	0.0%	55.0		
5	Sub-Total Non Capitalized Expenditures	0.0	55.0	55.0	0.0	0.0	0.0		55.0		
6	<u>WATER SYSTEM IMPROVEMENT:</u>										
7	General System Improvements	0.0	0.0	150.0	0.0	0.0	0.0	0.0%	150.0		
	System Improvement Maintenance	0.0	1,140.0	1,094.7	(0.0)	0.0	(0.0)	0.0%	0.0		
10	Sub-Total Water System Improvement	0.0	1,140.0	150.0	(0.0)	0.0	(0.0)		150.0		
11	<u>WATER CONSTRUCTION PROJECT</u>										
12	Connection bet. 2 Pressure Zone	0.0	0.0	0.0	0.0	0.0	0.0		0.0		
13	1.74 MG Reservoir with piping within Zone 1924	0.0	0.0	0.0	47.7	104.7	152.4		952.4		
15	Bell Canyon Reservoir 1 Repair	0.0	0.0	0.0	0.6	0.0	0.6		1.6		
16	Reservoir No. 3 Piping within Zone 1677	134.9	0.0	0.0	0.0	0.0	0.0		0.0		
17	Other Equipment	0.0	0.0	0.0	0.0	0.0	0.0		0.0		
18	Sub-Total Water Water Construcrtion Project	134.9	0.0	0.0	48.3	104.7	153.0	0.0%	954.1		
19	Total Expenditures	134.9	1,195.0	205.0	48.3	104.7	153.0		1,159.1		
20	REVENUES										
21	Interest Earning	114.8	97.0	97.0	0.0	0.0	0.0	0.0%	128.6		
22	Capital Improvement Chrgs	1.4	2.6	2.6	0.0	0.0	0.0	0.0%	2.6		
23	Loan Proceeds	0.0	0.0	0.0	0.0	0.0	0.0		0.0		
24	Total Revenues	116.2	99.6	99.6	0.0	0.0	0.0	0.0%	131.2		
25	Net Capital Fund	(18.6)	(1,095.4)	(105.4)	(48.3)	(104.7)	(153.0)		(1,027.8)		
26	Beginning Capital Fund Balance	1,301.1	1,560.4	1,560.4	1,560.4		1,560.4		1,560.4		
27											
28	Depreciation Expense	277.9	103.7	103.7	67.6		67.6		103.7		
29	Ending Capital Fund Balance Reserve	1,560.4	568.6	1,558.6	1,579.6		1,474.9		636.2		
		SUMMARY OF CAPITAL FUND BALANCE			Capital	Funded	Total				
					Acq Fund	Depr Fund	Cap Fund				
			Beginning Fund Balance		375.2	1,185.2	1,560.4				
			Revenue & Depreciation		131.2	103.7	234.9				
			Expenditure & Encumbrances		(205.0)	(954.1)	(1,159.1)				
			Ending Fund Balance		301.5	334.8	636.2				

4. DISTRICT STAFF REPORT

B. PROJECTS

- The Capital Project Status Report provides regular reporting on the status of active capital projects within the District.

January 2025

ACTIVE CAPITAL PROJECTS REPORT - WATER AND SANITATION DEPARTMENT

Project Name	Phase	Due Date	Project Updates
Construct Reservoir No. 3 at Bell Canyon off the southernmost part of Bell Canyon Road.	Design	Summer 2025	30% Complete. Padre completed biological survey. Geotech Engineer completed draft Geotech report AECOM is working on 30% design, draft 30% design expected in January 2025.
Replace Creek Crossing Waterline at Bell Canyon between Saddlebow Road and Stagecoach Road.	Design	Winter 2025	AECOM is working on 30% design in conjunction with Reservoir 3.

4. DISTRICT STAFF REPORT

C. O&M UPDATE

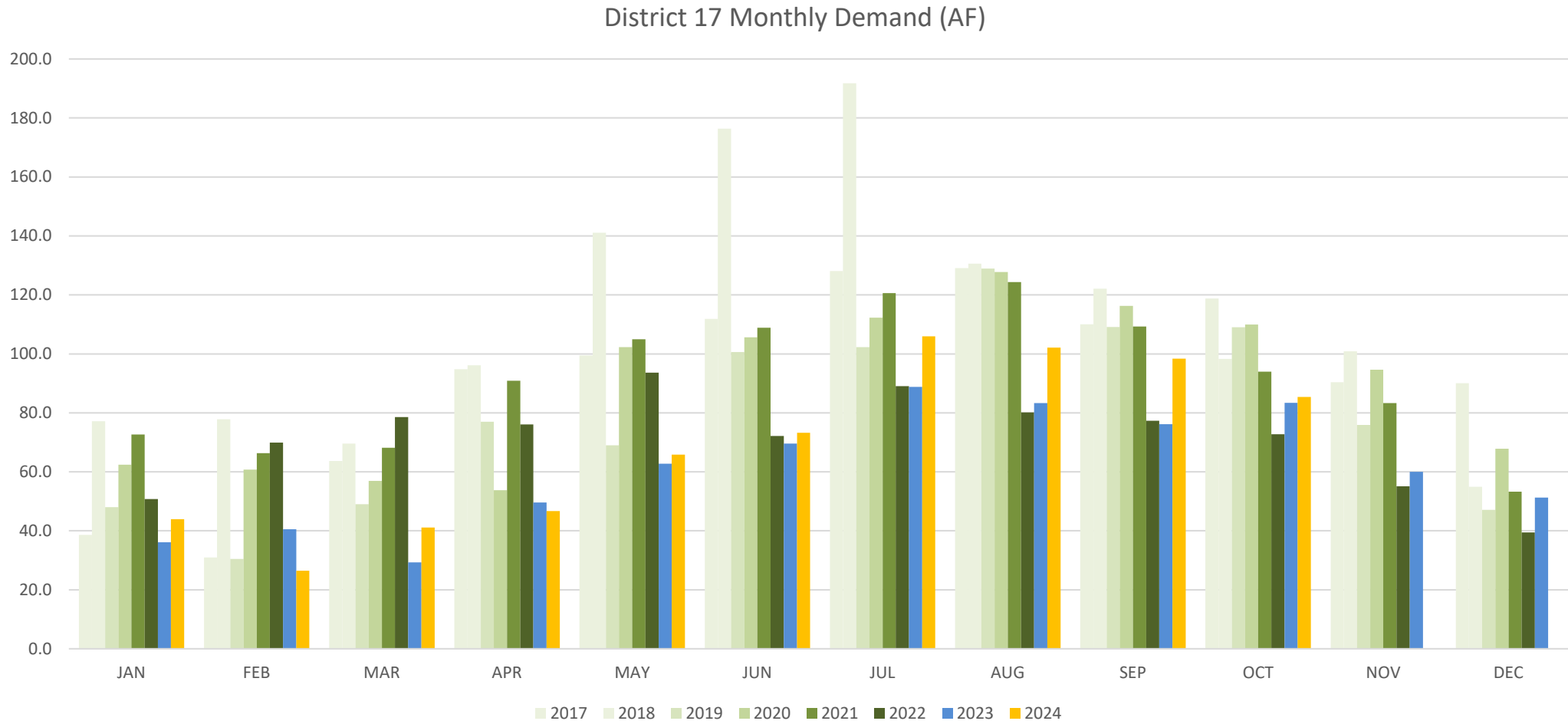
- WATER SALES TO BUDGET
- SYSTEM STATUS
- AMI
- COMPLAINTS, OUTAGES, AND WATER QUALITY



District 17 O&M Updates

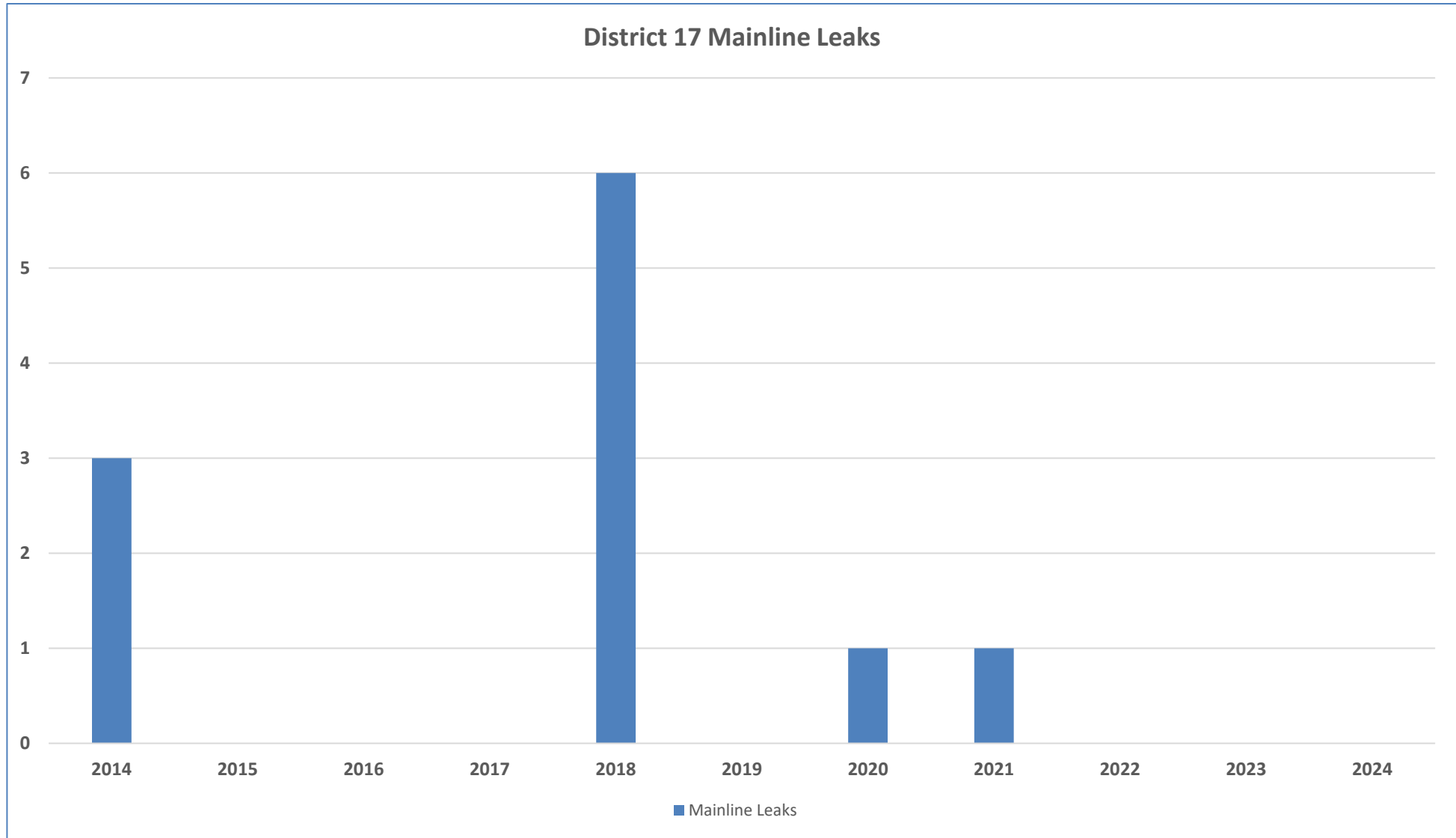
January 21, 2025 CAC Meeting

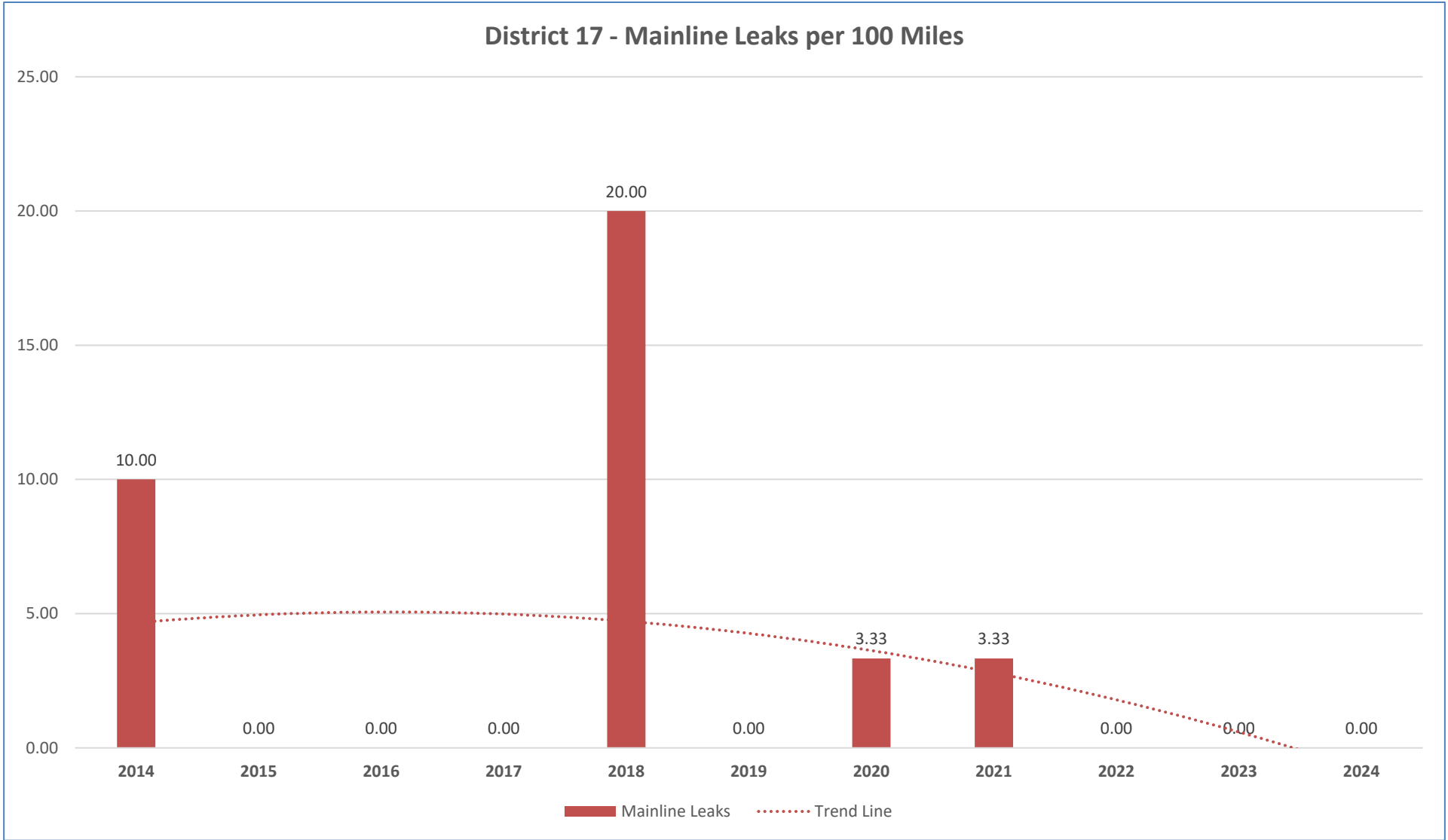
Operations & Maintenance – Water Efficiency (Jan-Oct)

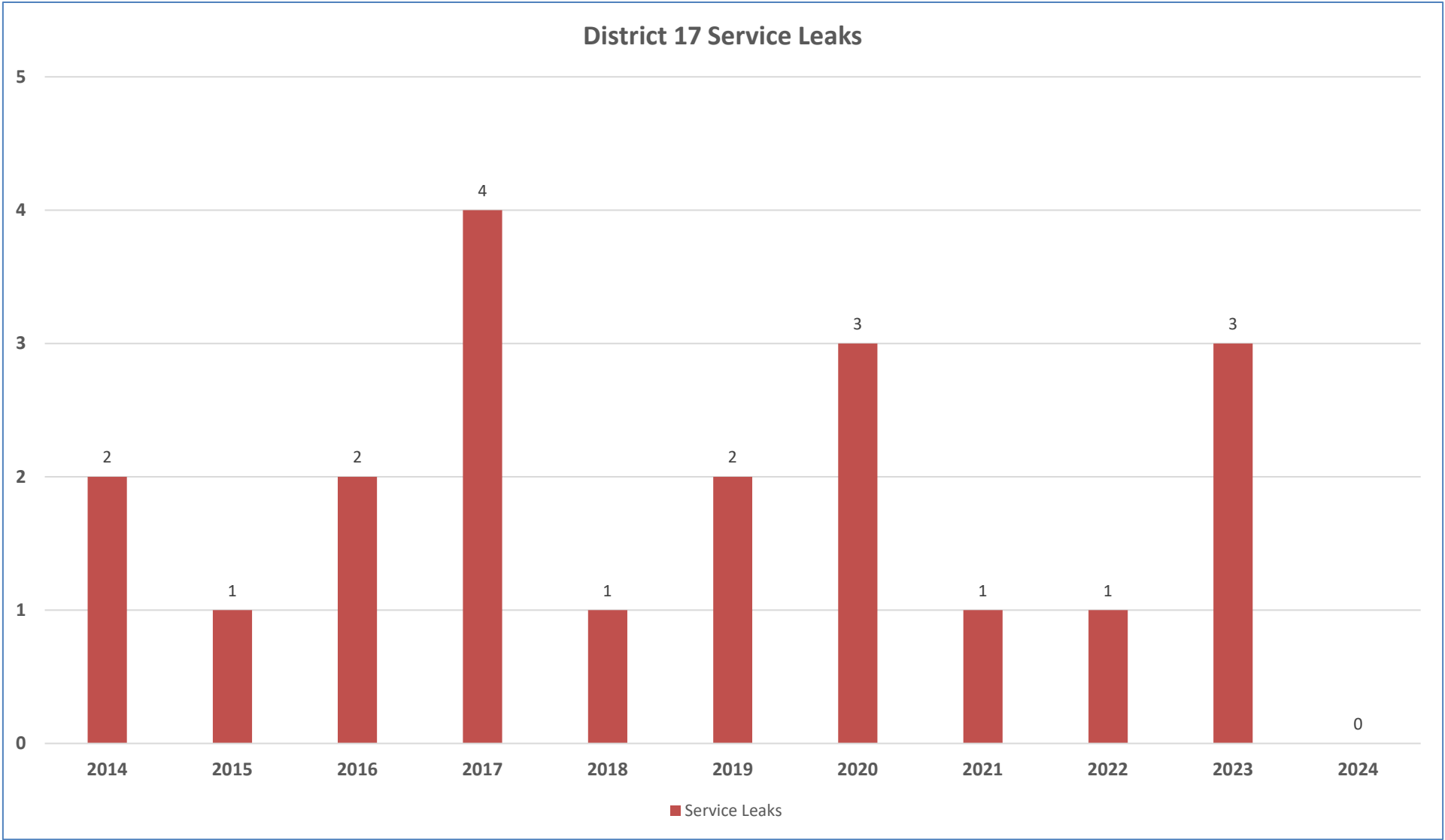


Water Quality Complaints 2024

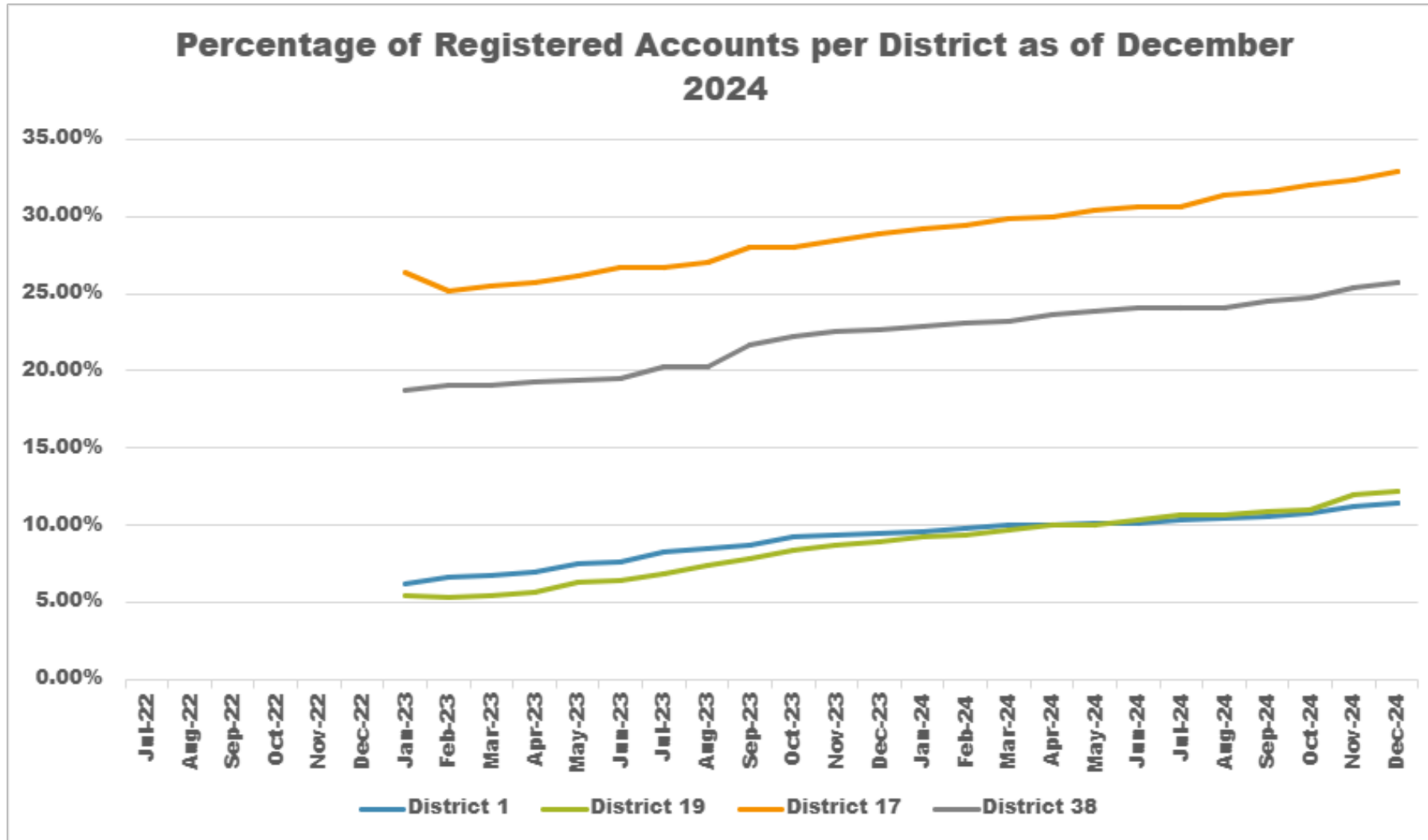
- 2 water pressure complaints received from District 17 customers.
 - Both were determined to be issues with customer's pressure regulators







AMI Report





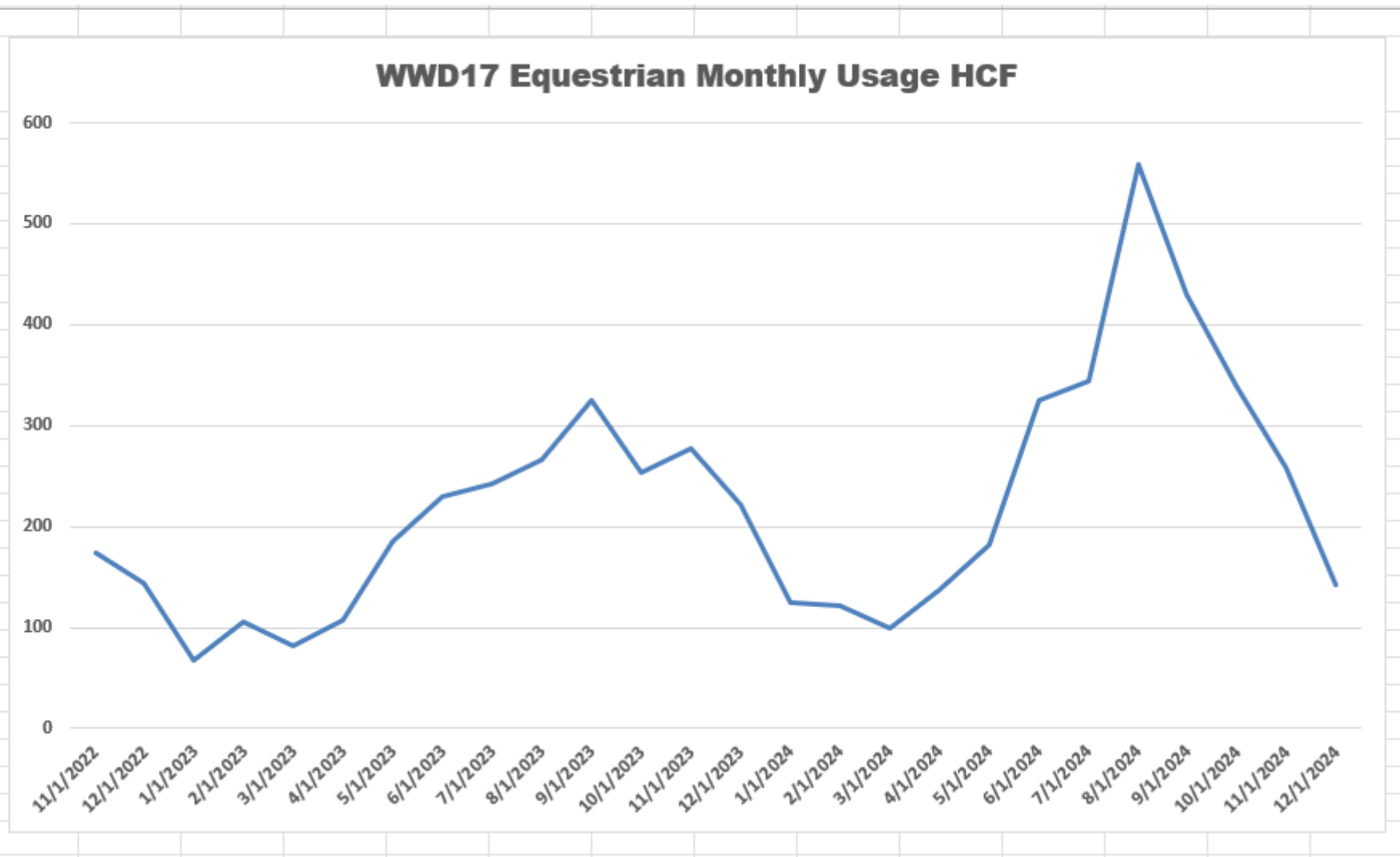
Questions?

5. INFORMATIONAL ITEMS

Provides the opportunity for the Director to present items that are not within the subject matter of the District's Staff Report

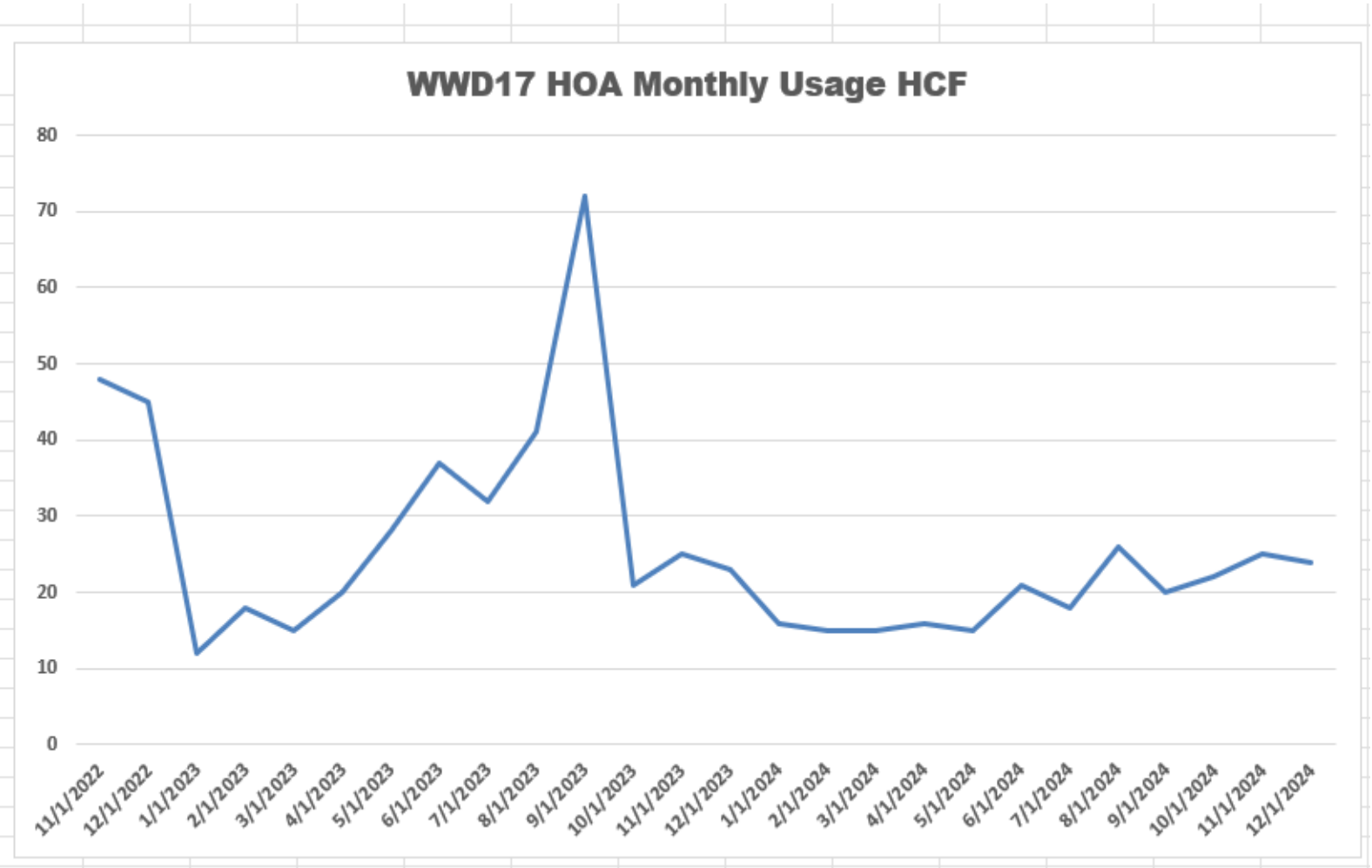
A. HOA/EQUESTRIAN CENTER WATER USAGE

		221.00	
Service	Read Date	Consumption	Days
Water	12/17/2024	143.0000	28
Water	11/19/2024	259.0000	35
Water	10/15/2024	339.0000	28
Water	9/17/2024	430.0000	28
Water	8/20/2024	558.0000	35
Water	7/16/2024	344.0000	28
Water	6/18/2024	325.0000	35
Water	5/14/2024	182.0000	28
Water	4/16/2024	138.0000	28
Water	3/19/2024	100.0000	28
Water	2/20/2024	121.0000	35
Water	1/16/2024	125.0000	28
Water	12/19/2023	222.0000	35
Water	11/14/2023	277.0000	28
Water	10/17/2023	253.0000	28
Water	9/19/2023	325.0000	35
Water	8/15/2023	266.0000	28
Water	7/18/2023	243.0000	28
Water	6/20/2023	230.0000	35
Water	5/16/2023	185.0000	28
Water	4/18/2023	108.0000	35
Water	3/14/2023	82.0000	28
Water	2/14/2023	105.0000	28
Water	1/17/2023	68.0000	28
Water	12/20/2022	144.0000	35
Water	11/15/2022	174.0000	28



25.77

Service	Read Date	Consumption	Days
Water	12/17/2024	24.0000	28
Water	11/19/2024	25.0000	35
Water	10/15/2024	22.0000	28
Water	9/17/2024	20.0000	28
Water	8/20/2024	26.0000	35
Water	7/16/2024	18.0000	28
Water	6/18/2024	21.0000	35
Water	5/14/2024	15.0000	28
Water	4/16/2024	16.0000	28
Water	3/19/2024	15.0000	28
Water	2/20/2024	15.0000	35
Water	1/16/2024	16.0000	28
Water	12/19/2023	23.0000	35
Water	11/14/2023	25.0000	28
Water	10/17/2023	21.0000	28
Water	9/19/2023	72.0000	35
Water	8/15/2023	41.0000	28
Water	7/18/2023	32.0000	28
Water	6/20/2023	37.0000	35
Water	5/16/2023	28.0000	28
Water	4/18/2023	20.0000	35
Water	3/14/2023	15.0000	28
Water	2/14/2023	18.0000	28
Water	1/17/2023	12.0000	28
Water	12/20/2022	45.0000	35
Water	11/15/2022	48.0000	28



5. INFORMATIONAL ITEMS

Provides the opportunity for the Director to present items that are not within the subject matter of the District's Staff Report

B. CALLEGUAS MUNICIPAL WATER DISTRICT/
METROPOLITAN WATER DISTRICT OF SOUTHERN
CALIFORNIA UPDATE – An update on decisions and
rulings by these agencies which may impact the District.

C. BOARD LETTER TRACKER - UPDATE ON VENTURA
COUNTY BOARD OF SUPERVISORS AGENDA ITEMS
RELATED TO THE DISTRICT – A status report on what
items District staff has recently presented, or may be
presented, before the Ventura County Board of
Supervisors.

2/25/25 Commercial Solid Waste Agreement

2/25/25 Regional Edible Food Recovery Admin
Contract

3/11/25 Public Hearings re: Miscellaneous Fees

D. UPDATE ON AVENUES OF PUBLIC OUTREACH –
How the District is reaching out to its customers
concerning water conservation.

6. COMMITTEE MEMBERS' COMMENTS/FUTURE AGENDA
ITEMS

7. ADJOURNMENT

*The next regularly scheduled District 17 CAC meeting will held
on April 15, 2025.